



REF. NO.	PART NUMBER	DESCRIPTION	CPE - 2
----------	-------------	-------------	---------

1 LAWN SWEEPER  
 BUILT 1971  
 W/I.D. PLATE NO. 1U1111  
 1A LAWN SWEEPER  
 BUILT 1972 AND SINCE  
 W/I.D. PLATE NO. 1A1111

## INDEX TO UNITS

DESCRIPTION	PAGE	GRID
BASKET, SWEEPER		
- SERIAL NO. U010303 AND BELOW -	5	H09
- SERIAL NO. U010304 AND ABOVE -	10	H14
FRAME		
- SERIAL NO. 1AU1111 -	2	H06
- SERIAL NO. U010303 AND BELOW -	3	H07
- SERIAL NO. U010304 AND ABOVE -	6	H10
HITCH		
- SERIAL NO. U010303 AND BELOW -	5	H09
- SERIAL NO. U010304 AND ABOVE -	7	H11
PRODUCT GRAPHICS	5	H09
WHEELS & RELATED PARTS		
- SERIAL NO. U010303 AND BELOW -	4	H08
- SERIAL NO. U010304 AND ABOVE -	8	H12

REF. NO.	PART NUMBER	DESCRIPTION	CPE - 2
----------	-------------	-------------	---------

1 LAWN SWEEPER -CONTINUED  
 BUILT 1971  
 W/I.D. PLATE NO. 1U1111  
 1A LAWN SWEEPER  
 BUILT 1972 AND SINCE  
 W/I.D. PLATE NO. 1A1111

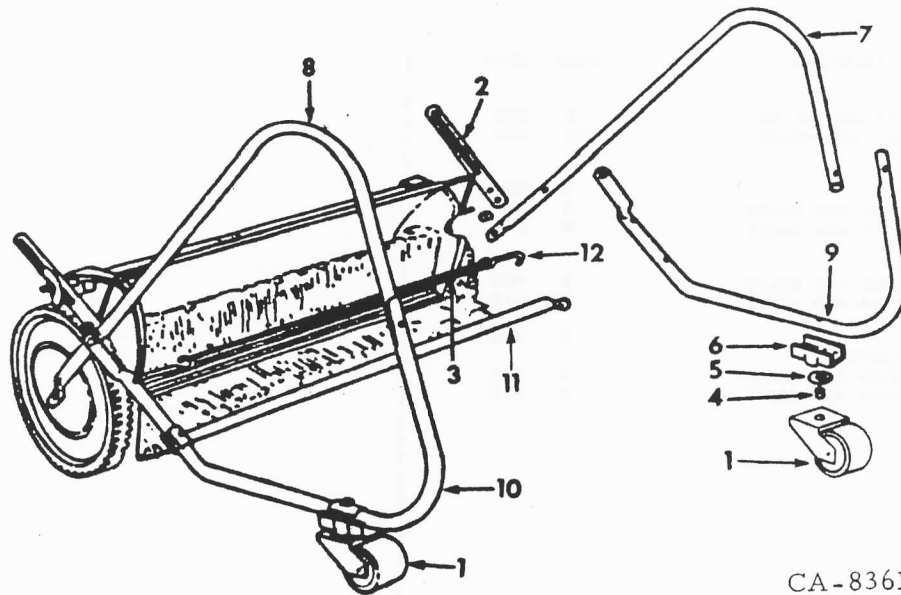


REF. NO.	PART NUMBER	DESCRIPTION	CPE-2
----------	-------------	-------------	-------

REF. NO.	PART NUMBER	DESCRIPTION	CPE-2
----------	-------------	-------------	-------

FRAME  
SERIAL NO. 1AU1111-

FRAME .CONTINUED  
SERIAL NO. 1AU1111-



CA-836B

1	543 068 R1	CASTER ASSY, SWEEPER -2-
2	542 883 R1	BRACKET, BRUSH ADJUSTING -2-
	542 882 R1	BOLT, 5/16 IN. SPECIAL
	542 884 R1	NUT, 5/16-18 X 2-1/2 SPAN WING
	120 392	WASHER, 9/32 X 5/8 X .065 C-Z
	120 393	WASHER, 11/32 X 11/16 X .065 C-Z -3-
3	542 863 R1	EXTENSION, SPRING
4	63 032 C1	SPACER, FORK -2-
5	542 862 R1	WASHER -2-
6	542 855 R1	BLOCK, ROLLER PIVOT -2-
	64 564 C1	BOLT, 5/16-18 X 1-3/4 ZND
		CONTOUR HD -2-
	120 376	NUT, 5/16 ZND HEX. -2-
7	542 851 R1	FRAME, UPPER SUPPORT RH
8	542 850 R1	FRAME, UPPER SUPPORT LH
9	542 852 R1	FRAME, LOWER SUPPORT LH
	543 066 R1	SCREW, 1/4-20 X 1-1/4 ZND
		CONTOUR HD
	120 375	NUT, 1/4-20 ZND HEX.
	543 065 R1	SCREW, 5/16-18 X 1-5/8 ZND
		CONTOUR HD
	120 376	NUT, 5/16-18 ZND HEX.
10	542 853 R1	FRAME, LOWER SUPPORT RH
	543 066 R1	SCREW, 1/4-20 X 1-1/4 ZND
		CONTOUR HD
	120 375	NUT, 1/4-20 ZND HEX.
	543 065 R1	SCREW, 5/16-18 X 1-5/8 ZND
		CONTOUR HD
	120 376	NUT, 5/16-18 ZND HEX.

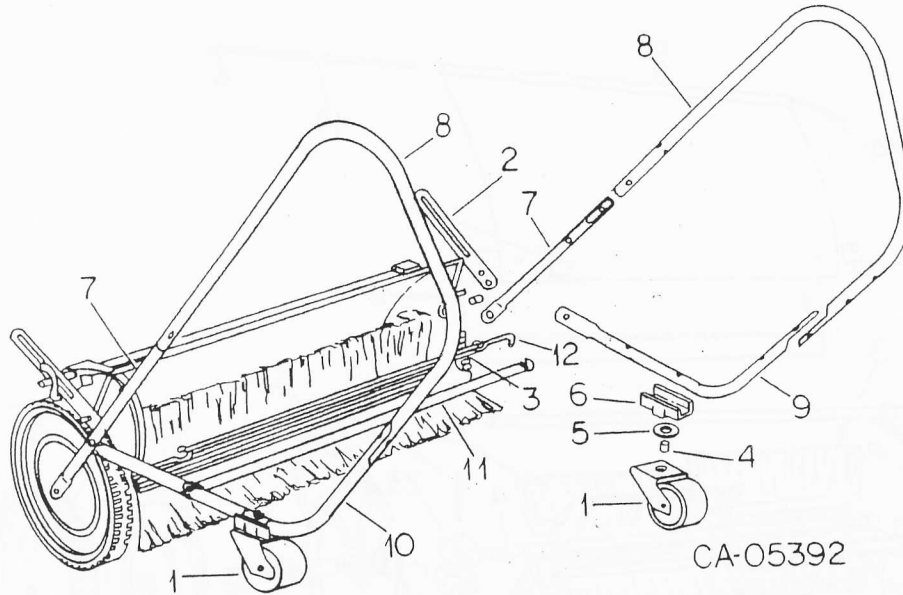
11	542 854 R1	BRACE, FRAME
	543 066 R1	SCREW, 1/4-20 X 1-1/4 ZND
		CONTOUR HD -2-
	120 375	NUT, 1/4-20 ZND HEX. -2-
12	542 856 R1	HOOK, BASKET STOP -2-
	121 222	PIN, 3/32 X 3/4 C-Z COTTER -2-



REF. NO.	PART NUMBER	DESCRIPTION	CPE-2	REF. NO.	PART NUMBER	DESCRIPTION	CPE-2
----------	-------------	-------------	-------	----------	-------------	-------------	-------

FRAME  
SERIAL NO. U010303 AND BELOW-

FRAME -CONTINUED  
SERIAL NO. U010303 AND BELOW-



1	543 068 R1	CASTER ASSY, SWEEPER -2-	
2	542 883 R1	BRACKET, BRUSH ADJUSTING -2-	
	542 882 R1	BOLT, 5/16 IN. SPECIAL	
	542 884 R1	NUT, 5/16-18 X 2-1/2 SPAN WING	
	120 392	WASHER, 9/32 X 5/8 X .065 C-Z	
	120 393	WASHER, 11/32 X 11/16 X .065 C-Z -3-	
3	542 863 R1	EXTENSION, SPRING	
4	63 032 C1	SPACER, FORK -2-	
5	562 862 R1	WASHER -2-	
6	542 855 R1	BLOCK, ROLLER PIVOT -2-	
	64 564 C1	BOLT, 5/16-18 X 1-3/4 ZND	
	120 376	CONTOUR HD -2- NUT, 5/16 ZND HEX. -2-	
7	64 565 C1	ROD, UPPER SUPPORT -2-	
8	64 568 C1	ROD, SUPPORT REAR -2-	
9	64 567 C1	ROD, LOWER SUPPORT RH	
	543 066 R1	BOLT, 1/4-20 X 1-1/4 ZND	
	120 375	CONTOUR HD -5- NUT, 1/4-20 ZND HEX. -5-	
	120 423	WASHER, 1/4 ZND INT-TOOTH LOCK -5-	
10	64 566 C1	ROD, LOWER SUPPORT LH	
	543 066 R1	BOLT, 1/4-20 X 1-1/4 ZND	
	120 375	CONTOUR HD -5- NUT, 1/4-20 ZND HEX. -5-	
	120 423	WASHER, 1/4 ZND INT-TOOTH LOCK -5-	

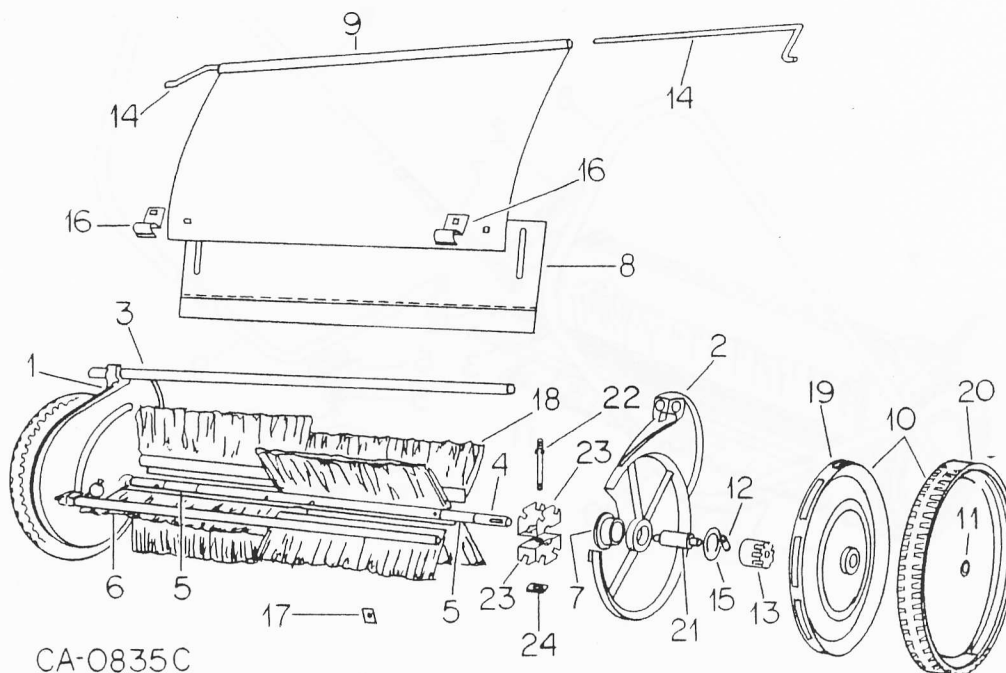
11	542 854 R1	BRACE, FRAME	
	543 066 R1	BOLT, 1/4-20 X 1-1/4 ZND	
	120 375	CONTOUR HD -2- NUT, 1/4-20 ZND HEX. -2-	
12	542 856 R1	HOOK, BASKET STOP -2-	
	121 222	PIN, 3/32 X 3/4 C-Z COTTER -2-	



REF. NO.	PART NUMBER	DESCRIPTION	CPE - 2	REF. NO.	PART NUMBER	DESCRIPTION	CPE - 2
----------	-------------	-------------	---------	----------	-------------	-------------	---------

WHEELS AND RELATED PARTS  
-SERIAL NO. U010303 AND BELOW-

WHEELS AND RELATED PARTS -CONTINUED  
-SERIAL NO. U010303 AND BELOW-



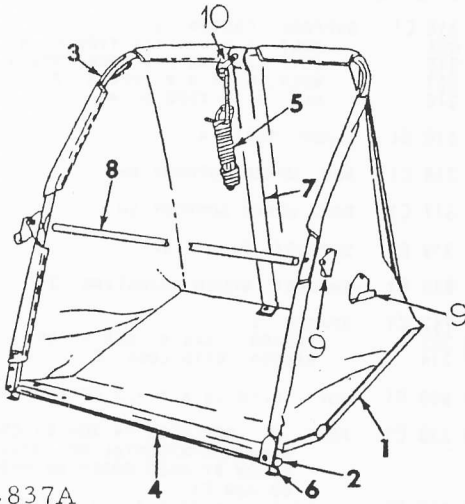
CA-0835C

1	61 621 C1	SIDE PLATE, RH		13	542 835 R1	GEAR, PINION RH	
	21 765 R1	SCREW, 5/16-18 X 5/8 C-Z SQ-HD CUP-PT SET -2-		13	542 836 R1	GEAR, PINION LH	
2	61 622 C1	SIDE PLATE, LH		14	80 233 C1	ROD, HOOD CONTROL -2- -REPLACES 542 832 R1-	
	21 765 R1	SCREW, 5/16-18 X 5/8 C-Z SQ-HD CUP-PT SET -2-		15	542 837 R1	WASHER, FIBER -2-	
3	80 231 C1	TUBE, ADJUSTING -REPLACES 542 825 R1-		16	542 838 R1	CLAMP, HOOD -2-	
4	542 826 R1	SHAFT ASSY, REEL -SER. NO. 1AU1111-		17	542 839 R1	CLAMP, BRUSH STRIP -8- SCREW, 1/4-28 X 5/8 C-Z TYPE C HEX- HD TAP -8- 120 392 WASHER, 9/32 X 5/8 X .065 C-Z -2-	
4	64 569 C1	SHAFT ASSY, REEL -SER. NO. U008001 AND ABOVE-		18	542 841 R1	STRIP, BRUSH -8-	
5	542 827 R1	SPACER, REEL SHAFT -2-		19	543 028 R1	WHEEL -2-	
6	542 828 R1	ROD, BOTTOM TIE		20	543 029 R1	TIRE -2-	
7	542 829 R91	BEARING, BALL -2-		21	61 623 C1	AXLE -2-	
8	542 830 R1	EXTENSION ASSY, HOOD		22	126 383 C1	STUD, REEL SHAFT -4- -SER. NO. U008001 & ABOVE-	
9	542 831 R1	HOOD		23	126 384 C1	BRACKET, BRUSH -8- -SER. NO. U008001 & ABOVE-	
	12 653 R1	BOLT, 1/4-20 X 3/4 ZND SQ-NK CRG -2-		24	126 385 C1	RETAINER, STUD -4- -SER. NO. U008001 & ABOVE-	
	126 177	NUT, 1/4-20 C-Z WING -2-					
10		TIRE ASSY, WHEEL -2- -FURNISH WHEEL 543 028 R1 AND TIRE 543 029 R1-					
11	542 840 R1	WASHER, FIBER -2-					
12	542 834 R1	PAWLS -2-					



REF. NO.	PART NUMBER	DESCRIPTION	CPE - 2
----------	-------------	-------------	---------

SWEEPER BASKET  
-SERIAL NO. U010303 AND BELOW-

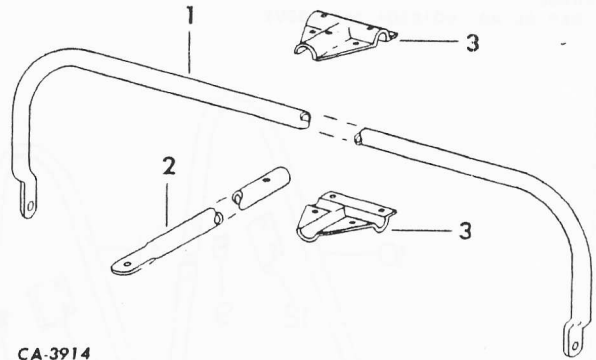


CA-837A

1	542 869 R1	BASKET
2	542 870 R1	FRAME, LOWER BASKET -SER. NO. 1AU1111-
2	64 570 C1	FRAME, LOWER BASKET -SER. NO. U00801 AND ABOVE-
3	542 871 R1	FRAME, UPPER BASKET -SER. NO. 1AU1111-
3	64 571 C1	FRAME, UPPER BASKET -SER. NO. U00801 AND ABOVE-
4	542 872 R1	CLAMP, BASKET BOTTOM
	131 375	SCREW, 1/4-20 X 3/8 ZND SLT-RD-HD MACH -5-
	21 222 R1	NUT, 1/4-20 ZNP NYLON INSERT -5-
5	542 873 R1	ROPE ASSY
6	542 874 R1	STOP, BASKET HOOK -2-
7	542 875 R1	TUBE, BASKET SUPPORT
8	542 876 R1	ROD, BASKET FRAME PIVOT
9	542 878 R2	BRACKET, BASKET -4- -REPLACES 542 877 R1 AND SPACER 542 881 R1-
10	542 880 R1	BOLT, CLOSED EYE
	125 653	NUT, 1/2-20 ZND THICK HEX. -2-
	124 934	NUT, 1/2-20 ZND HEX. JAM -2-
	180 018	SCREW, 1/4-20 X 5/8 ZND HEX-HD CAP
	543 066 R1	SCREW, 1/4-20 X 1-1/4 ZND CONTOUR HD
	120 375	NUT, 1/4-20 ZND HEX. -7-
	18 306 R1	NUT, 1/4-20 ZNP NYLON INSERT
	120 423	WASHER, 1/4 C-Z INT-TOOTH LOCK -12-

REF. NO.	PART NUMBER	DESCRIPTION	CPE - 2
----------	-------------	-------------	---------

HITCH  
-SERIAL NO. U010303 AND BELOW-



CA-3914

1	542 864 R1	YOKE, HITCH
	137 185	PIN, 1/8 X 1 C-Z COT. -2-
2	543 049 R1	TONGUE, HITCH
3	543 050 R1	CLAMP, TONGUE -2-
	22 320 R1	PIN, 3/8 X 1-25/32 C-Z ROD END
	473 443 R1	PIN, QUICK ATTACHABLE
	180 016	SCREW, 1/4-20 X 1/2 ZND HEX-HD CAP -4-
	180 024	SCREW, 1/4-20 X 1-1/4 ZND HEX-HD CAP
	120 375	NUT, 1/4-20 ZND HEX. -5-

## PRODUCT GRAPHICS

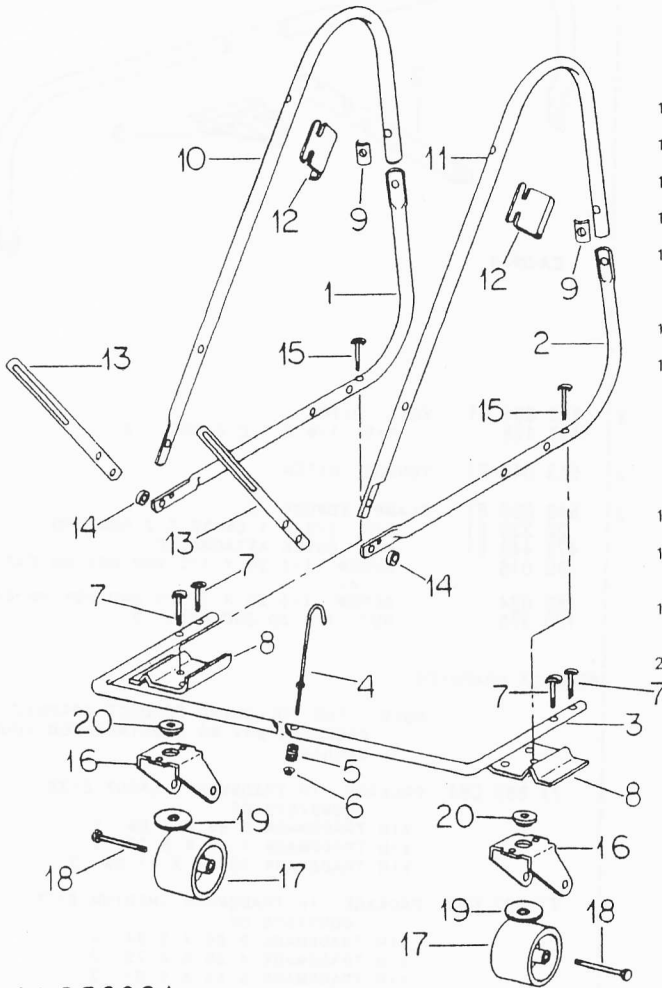
NOTE - THE FOLLOWING PRODUCT GRAPHIC  
PACKAGES MAY BE REQUIRED FOR YOUR  
MACHINE.

77 583 C91	PACKAGE, IH TRADEMARK -LARGE SIZE- -CONSISTS OF \$IH TRADEMARK 6.58 X 7.09 -2- \$IH TRADEMARK 7.68 X 8.27 -2- \$IH TRADEMARK 10.24 X 11.02 -2-
77 582 C91	PACKAGE, IH TRADEMARK -MEDIUM SIZE- -CONSISTS OF \$IH TRADEMARK 3.66 X 3.94 -2- \$IH TRADEMARK 4.39 X 4.72 -2- \$IH TRADEMARK 5.48 X 5.91 -2-
77 581 C91	PACKAGE, IH TRADEMARK -SMALL SIZE- -CONSISTS OF \$IH TRADEMARK 1.46 X 1.57 -2- \$IH TRADEMARK 2.19 X 2.36 -2- \$IH TRADEMARK 2.93 X 3.15 -2-
547 496 R92	PACKAGE, INTERNATIONAL PRODUCT GRAPHICS



REF. NO.	PART NUMBER	DESCRIPTION	CPE - 2
----------	-------------	-------------	---------

FRAME  
-SERIAL NO. U010304 AND ABOVE-



CA-05880A

1	74 311 C1	ROD, LOWER SUPPORT RH	
2	74 310 C1	ROD, LOWER SUPPORT LH	
3	74 312 C1	ROD, SUPPORT	
4	74 313 C1	ROD, BASKET STOP	
5	74 314 C1	SPRING	
	120 393	WASHER, .344 X .688 X .051	
6	74 315 C1	RETAINER, 1/4 PUSH-ON	
7	59 815 C1	BOLT, 1/4-20 X 1-3/4 -4-	
	120 380	WASHER, 1/4 LOCK -4-	
	120 375	NUT, 1/4 TYPE 5 -4-	



REF. NO.	PART NUMBER	DESCRIPTION	CPE - 2
----------	-------------	-------------	---------

FRAME -CONTINUED  
-SERIAL NO. U010304 AND ABOVE-

8	74 316 C1	SUPPORT, CASTER -2-	
	180 024	BOLT, 1/4 X 1-1/4 TYPE 5 -8-	
9	413 946	NUT, 1/4 CAD P/T LOCK TYPE 1 -6-	
	180 087	BOLT, 5/16 X 2 TYPE 5 -2-	
	120 376	NUT, 5/16 TYPE 5 -4-	
9	59 816 C1	CLAMP, TUBE -4-	
10	74 318 C1	ROD, UPPER SUPPORT RH	
11	74 317 C1	ROD, UPPER SUPPORT LH	
12	74 319 C1	SUPPORT, PIVOT -2-	
13	542 883 R1	BRACKET, BRUSH ADJUSTING -2-	
14	64 752 C1	SPACER -2-	
	120 393	WASHER, .344 X .688 X .051 -2-	
	120 214	WASHER, 5/16 LOCK -2-	
15	59 809 C1	BOLT, 5/16-18 X 1-1/2 CONTOUR-HD -2-	
16	80 228 C1	FORK -2- -REPLACES 74 400 C1 ON MACHINES W/SERIAL NO. U012834 AND BELOW BY ALSO ORDERING WASHER, 80 229 C1-	
	543 066 R1	BOLT, 1/4-20 X 1-1/4 CONTOUR-HD -4-	
	120 380	WASHER, 1/4 LOCK -4-	
	120 375	NUT, 1/4 TYPE 5 -4-	
17	74 401 C1	ROLLER, FRAME -2-	
18	74 402 C1	BOLT, ROLLER -2-	
9 411	638	NUT, 5/16 CAD P/T LOCK TYPE 1 -2-	
19	77 714 C1	WASHER, FORK LOWER -2- -SERIAL NO. U011924 AND ABOVE-	
20	80 229 C1	WASHER, CASTER -BEARING- -2- -SERIAL NO. U012835 AND ABOVE-	

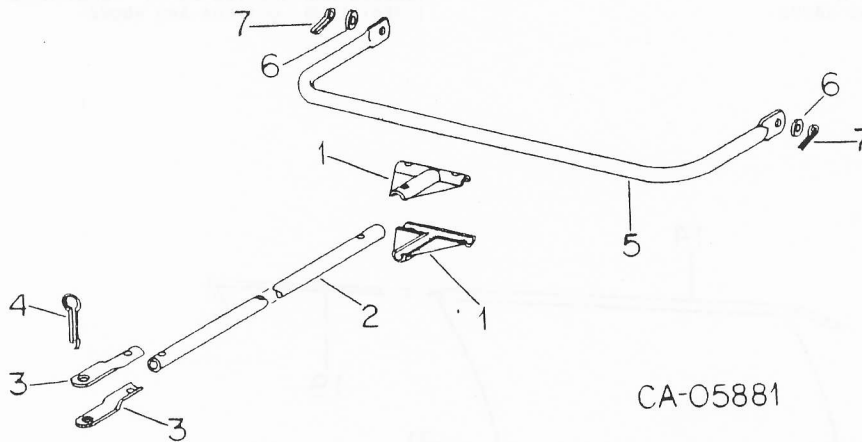


REF. NO.	PART NUMBER	DESCRIPTION	CPE - 2
----------	-------------	-------------	---------

REF. NO.	PART NUMBER	DESCRIPTION	CPE - 2
----------	-------------	-------------	---------

HITCH  
-SERIAL NO. U010304 AND ABOVE-

HITCH -CONTINUED  
-SERIAL NO. U010304 AND ABOVE-



CA-05881

- |   |           |                                  |
|---|-----------|----------------------------------|
| 1 | 74 409 C1 | CLAMP -2-                        |
| 2 | 74 410 C1 | TUBE, TONGUE                     |
| 3 | 74 411 C1 | SUPPORT, CLEVIS -2-              |
| 9 | 180 034   | BOLT, 1/4 X 1-1/2 TYPE 5 -4-     |
|   | 413 946   | NUT, 1/4 CAD P/T LOCK TYPE 1 -4- |
| 4 | 64 513 C1 | PIN, CLINCH                      |
| 5 | 74 412 C1 | ROD, HITCH YOKE                  |
| 6 | 74 413 C1 | WASHER -4-                       |
| 7 | 137 185   | PIN, 1/8 X 1 COT -2-             |

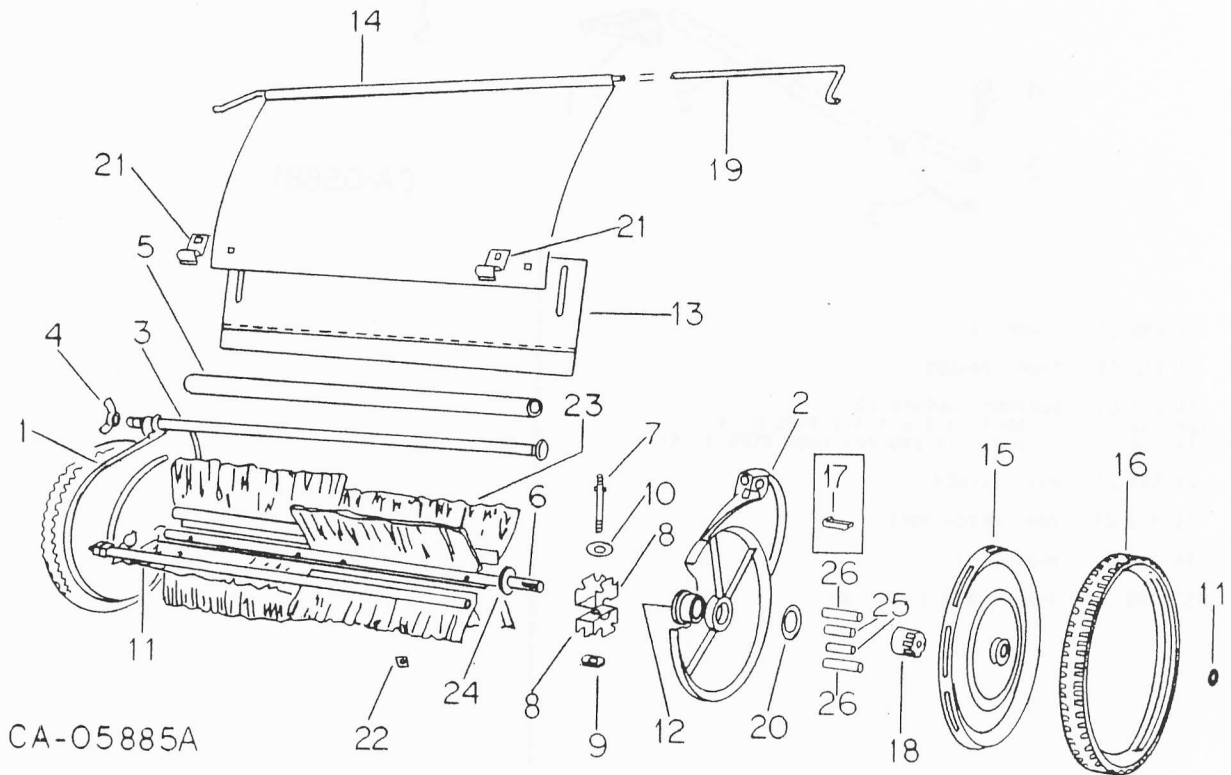


REF. NO.	PART NUMBER	DESCRIPTION	CPE -2
----------	-------------	-------------	--------

REF. NO.	PART NUMBER	DESCRIPTION	CPE -2
----------	-------------	-------------	--------

WHEELS AND RELATED PARTS  
-SERIAL NO. U010304 AND ABOVE-

WHEELS AND RELATED PARTS -CONTINUED  
-SERIAL NO. U010304 AND ABOVE-



CA-05885A

1	74 461 C1	PLATE, SIDE RH	
2	74 460 C1	PLATE, SIDE LH	
	21 765 R1	SCREW, 5/16-18 X 5/8 C-Z SQ-HD	-4-
3	80 230 C1	BOLT, 5/16 IN. SPECIAL ADJUSTING	
		-REPLACES 542 882 R1-	
4	542 884 R1	NUT, 5/16 X 2-1/2 WING	
	120 394	WASHER, .406 X .812 X .051	
	120 393	WASHER, .344 X .688 X .051	-2-
5	80 231 C1	TUBE, ADJUSTING	
		-REPLACES 542 825 R1-	
6	64 569 C1	SHAFT, REEL	
		-SERIAL NO. U011923 & BELOW-	
6	77 709 C1	SHAFT, REEL	
		-SERIAL NO. U011924 & ABOVE-	
7	126 383 C1	STUD, REEL SHAFT	-4-

8	126 384 C1	BRACKET, BRUSH	-8-
9	126 385 C1	RETAINER, STUD	-4-
10	21 796 R1	WASHER, .656 X 1.000 X .054	-2-
11	542 828 R1	TIE ROD, BOTTOM	
12	542 829 R91	BEARING, BALL	-2-
13	542 830 R1	EXTENSION, HOOD ASSY	
		-SERIAL NO. U012834 AND BELOW-	
14	542 831 R2	HOOD	
	80 232 C1	SPACER, HOOD TIE ROD RUBBER	
	12 653 R1	BOLT, 1/4 X 3/4 CRG TYPE 1	-2-
	120 393	WASHER, .344 X .688 X .051	-2-
	126 177	NUT, 1/4 WING	-2-
		-SERIAL NO. U012834 AND BELOW-	





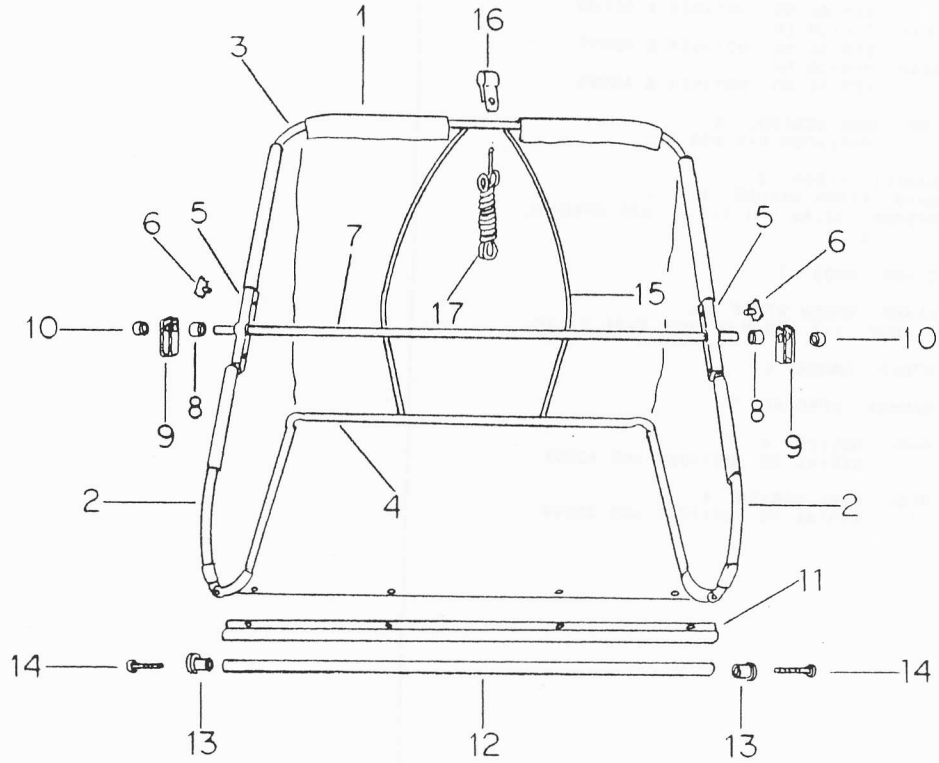
REF. NO.	PART NUMBER	DESCRIPTION	CPE-2	REF. NO.	PART NUMBER	DESCRIPTION	CPE-2
WHEELS AND RELATED PARTS - CONTINUED				- SERIAL NO. U010304 AND ABOVE -			
15	543 028 R1	WHEEL -2-					
16	543 029 R1	TIRE -2-					
17	542 834 R1	PAWL, FLAT -2-					
		-SERIAL NO. U011923 & BELOW-					
18	542 835 R1	GEAR, PINION LH					
		-SERIAL NO. U011923 & BELOW-					
18	542 836 R1	GEAR, PINION RH					
		-SERIAL NO. U011923 & BELOW-					
18	77 711 C1	GEAR, PINION LH					
		-SERIAL NO. U011924 & ABOVE-					
18	77 712 C1	GEAR, PINION RH					
		-SERIAL NO. U011924 & ABOVE-					
19	80 233 C1	ROD, HOOD CONTROL -2-					
		-REPLACES 542 832 R1-					
20	542 837 R1	GASKET, FIBER -2-					
20	542 840 R1	SHIM, FIBER WASHER -2-					
20	80 234 C1	WASHER, 33/64 X 1-1/4 X .032 SPECIAL					
		-2-					
21	542 838 R1	CLAMP, HOOD -2-					
22	542 839 R1	CLAMP, BRUSH STRIP -8-					
9	413 946	NUT, 1/4 CAD P/T LOCK TYPE 1 -10-					
23	542 841 R1	STRIP, BRUSH -8-					
24	59 831 C1	WASHER, SPECIAL -2-					
25	77 710 C1	PAWL, ROLLER -4-					
		-SERIAL NO. U011924 AND ABOVE-					
26	77 713 C1	HOSE, PAWL SPRING -4-					
		-SERIAL NO. U011924 AND ABOVE-					



REF. NO.	PART NUMBER	DESCRIPTION	CPE-2	REF. NO.	PART NUMBER	DESCRIPTION	CPE-2
----------	-------------	-------------	-------	----------	-------------	-------------	-------

BASKET, SWEEPER  
-SERIAL NO. U010304 AND ABOVE-

BASKET, SWEEPER -CONTINUED  
-SERIAL NO. U010304 AND ABOVE-



CA-05886

1	74 418 C1	BASKET	11	74 426 C1	CLAMP, BOTTOM BASKET
2	74 419 C1	ROD, BASKET FRONT -2-	131 375	SCREW, 1/4-20 X 3/8 -4-	
3	74 420 C1	TUBE, BASKET REAR	445 141	NUT, 1/4 R/P STYLE 1 -4-	
4	74 421 C1	ROD, BASKET LOWER	12	74 427 C1	TUBE, BASKET BOTTOM
5	59 856 C1	BLOCK, PIVOT BEARING -2-	13	74 428 C1	BUSHING, INSERT -2-
6	543 066 R1	BOLT, 1/4-20 X 1-1/4 CONTOUR-HD -4-	120 214	WASHER, 5/16 LOCK -2-	
	174 916	WASHER, 1/4 EXT-INT TOOTH LOCK -4-	14	74 439 C1	SCREW, 5/16-9 X 1-1/2 LAG -2-
	120 375	NUT, 1/4 TYPE 5 -4-	15	74 429 C1	ROD, SPRING
7	74 422 C1	ROD, PIVOT	16	74 430 C1	CLIP, ROPE
8	74 423 C1	BUSHING, SPACER -2-	17	542 873 R1	ROPE
9	74 424 C1	CHANNEL, PIVOT LATCH -2-			
10	74 425 C1	CAP, END			



## 2 LAWN SWEEPER

- 11 -

SECTION G



## 2 LAWN SWEEPER

- 11 -

SECTION G

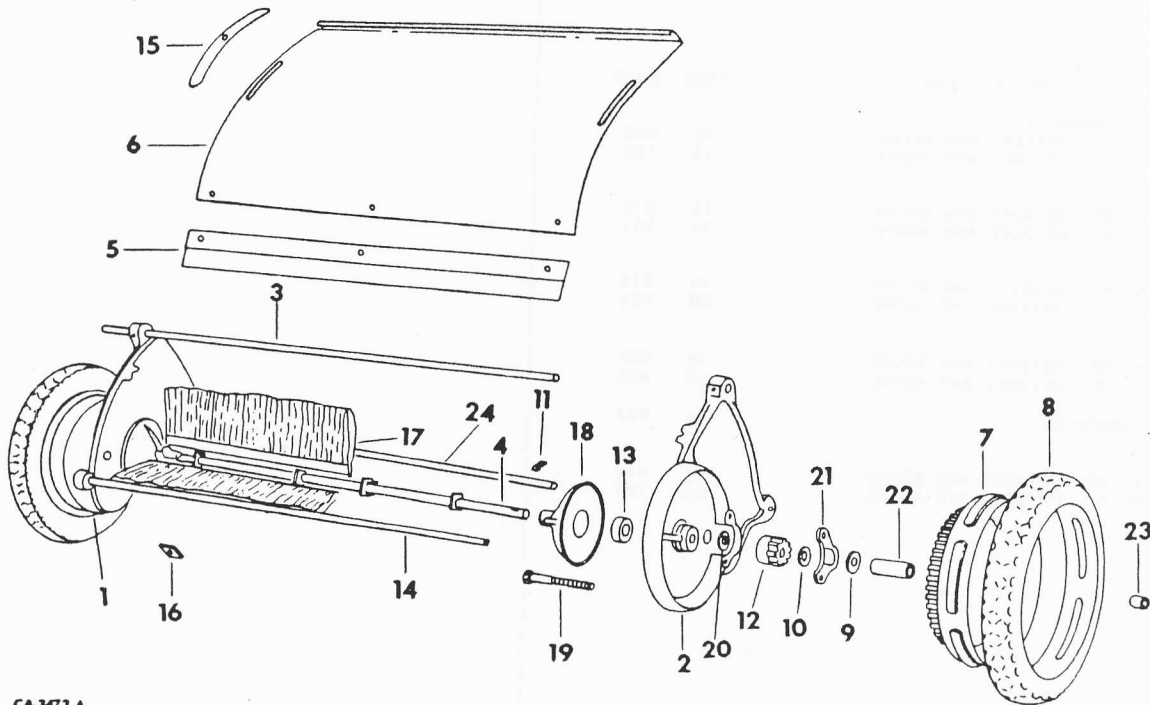
REF. NO.	PART NUMBER	DESCRIPTION	CPE - 2		REF. NO.	PART NUMBER	DESCRIPTION	CPE - 2	
		INTERNATIONAL 2 LAWN SWEEPER - BUILT 1973 & SINCE -					INTERNATIONAL 2 LAWN SWEEPER - CONTINUED - BUILT 1973 & SINCE -		
		INDEX TO UNITS							
		DESCRIPTION	PAGE	GRID					
		BASKET AND MOUNTING							
		- SERIAL NO. U013361 AND BELOW -	16	H20					
		- SERIAL NO. U013362 AND ABOVE -	23	I03					
		BRUSH							
		- SERIAL NO. U013361 AND BELOW -	12	H16					
		- SERIAL NO. U013362 AND ABOVE -	21	I01					
		FRAME							
		- SERIAL NO. U013361 AND BELOW -	14	H18					
		- SERIAL NO. U013362 AND ABOVE -	20	H24					
		HITCH							
		- SERIAL NO. U013361 AND BELOW -	18	H22					
		- SERIAL NO. U013362 AND ABOVE -	19	H23					
		PRODUCT GRAPHICS	18	H22					
		WHEELS							
		- SERIAL NO. U013361 AND BELOW -	12	H16					
		- SERIAL NO. U013362 AND ABOVE -	21	I01					



REF. NO.	PART NUMBER	DESCRIPTION	CPE - 2	REF. NO.	PART NUMBER	DESCRIPTION	CPE - 2
----------	-------------	-------------	---------	----------	-------------	-------------	---------

BRUSH AND WHEELS  
-SERIAL NO. U013361 AND BELOW-

BRUSH AND WHEELS -CONTINUED  
-SERIAL NO. U013361 AND BELOW-



CA-3473 A

1	59 825 C1	PLATE, SIDE RH -SER. NO. U008000 AND BELOW-
1	64 755 C1	PLATE, SIDE RH -SER. NO. U008001 AND ABOVE-
	21 765 R1	SCREW, 5/16-18 X 5/8 C-Z SQ-HD CUP-PT SET -3-
2	59 824 C1	PLATE, SIDE LH -SER. NO. U008000 AND BELOW-
2	64 754 C1	PLATE, SIDE LH -SER. NO. U008001 AND ABOVE-
	21 765 R1	SCREW, 5/16-18 X 5/8 C-Z SQ-HD CUP-PT SET -3-
3	59 826 C1	TUBE, ADJUSTING
4	59 841 C1	SHAFT, REEL -SER. NO. 2U1111-
4	126 382 C1	SHAFT, REEL -SER. NO. U008001 AND ABOVE-
5	59 821 C1	EXTENSION, HOOD
6	59 822 C1	HOOD
	120 221	SCREW, 10-24 X 1/2 ZNP SLT MACH -3-
	445 112	NUT, 10-24 SPRING -3-
7	59 838 C1	WHEEL -2-
8	126 387 C1	TIRE -2- -REPLACES 59 839 C1-
9	59 836 C1	WASHER, SPECIAL -4-
10	59 834 C1	WASHER, FIBER -2-

11	542 834 R1	PAWL, FLAT -2-
12	542 835 R1	GEAR, PINION LH
12	542 836 R1	GEAR, PINION RH
13	542 829 R91	BEARING, BALL -2-
14	59 842 C1	ROD, BOTTOM TIE -1/2 X 36-5/16 IN. LONG
15	59 823 C1	CLAMP, HOOD -2-
	180 077	SCREW, 5/16-18 X 3/4 ZND HEX-HD CAP -2-
	142 745	NUT, 5/16 ZND WING -2-
16	542 839 R1	CLAMP, BRUSH STRIP -8-
	171 039	SCREW, 1/4-28 X 5/8 C-Z HEX-HD TAP -8-
17	59 827 C1	STRIP, BRUSH -8-
18	59 828 C1	GUARD, WHEEL -2- -SER. NO. 2U1111-
18	126 386 C1	COVER, DUST -2- -SER. NO. U008001 AND ABOVE-
	180 024	SCREW, 1/4-20 X 1-1/4 ZND HEX-HD CAP -2-
	18 306 R1	NUT, 1/4-20 ZNP NYLON INSERT -2-
19	59 830 C1	AXLE, BOLT -2-
20	59 831 C1	WASHER, SPECIAL -2-



REF. NO.	PART NUMBER	DESCRIPTION	CPE - 2	REF. NO.	PART NUMBER	DESCRIPTION	CPE - 2
BRUSH AND WHEELS - CONTINUED							
- SERIAL NO. U013361 AND BELOW -							
21	59 835 C1 133 767	COVER, PINION -2- SCREW, 1/4-20 X 1/2 ZNP SLT MACH -4-					
22	59 837 C1 19 527 R1	SLEEVE, AXLE -2- NUT, 1/2-20 ZNP NYLON INSERT -2-					
23	59 840 C1 120 389 19 258 R1	SPACER, AXLE -2- WASHER, .500 X 1.25 X .064 ZND -2- NUT, 1/2-20 ZNP NYLON INSERT -2-					
24	59 829 C1	ROD, TIE -1/2 X 36-7/8 IN. LONG-					

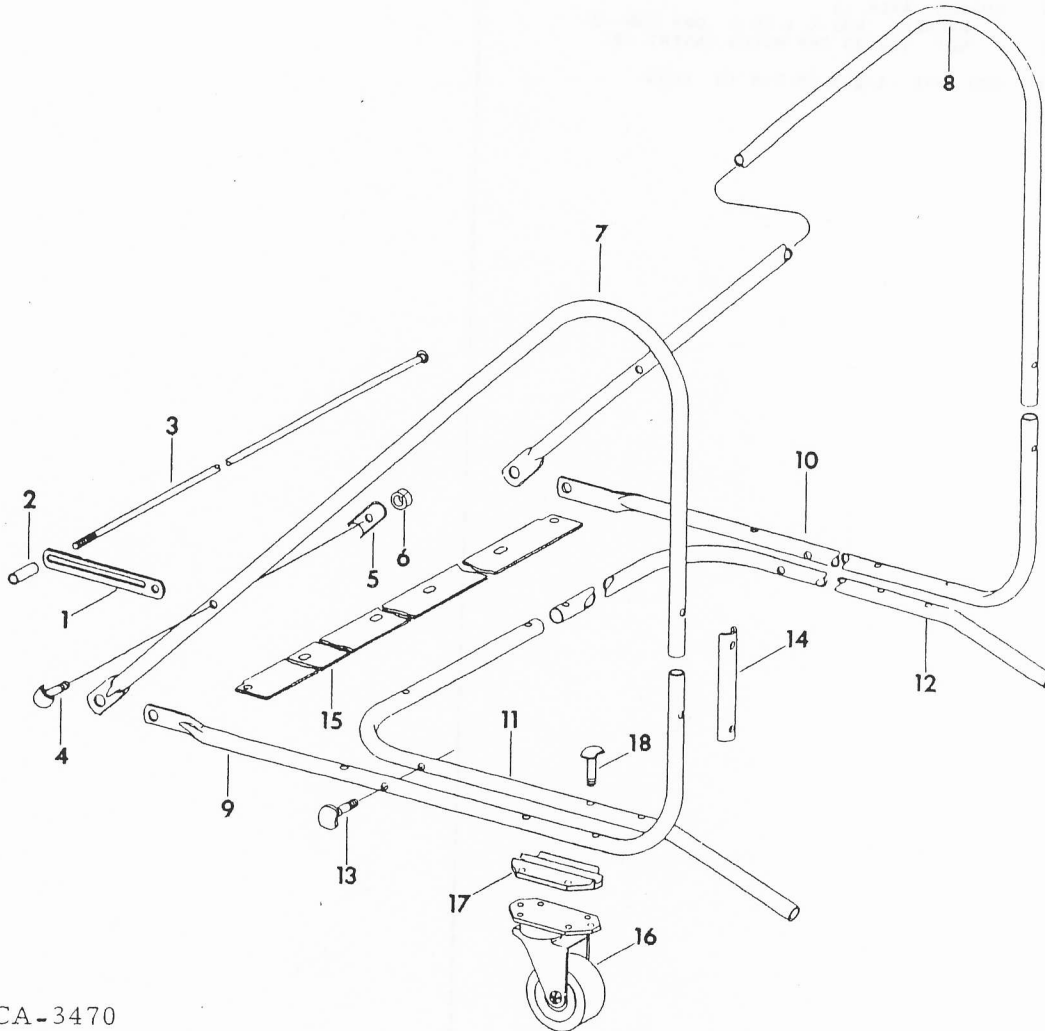


REF. NO.	PART NUMBER	DESCRIPTION	CPE - 2
----------	-------------	-------------	---------

REF. NO.	PART NUMBER	DESCRIPTION	CPE - 2
----------	-------------	-------------	---------

FRAME  
-SERIAL NO. U013361 AND BELOW-

FRAME -CONTINUED  
-SERIAL NO. U013361 AND BELOW-



CA-3470

1	59 806 C1	BRACKET, BRUSH ADJUSTING -2-
2	59 807 C1	SPACER, BRUSH ADJUSTING
3	59 808 C1	BOLT, ADJUSTING
	120 393	WASHER, .344 X .688 X .051 ZND -4-
	142 745	NUT, 5/16-18 ZND WING
4	59 809 C1	BOLT, CONTOUR HD -2-
	120 393	WASHER, .344 X .688 X .051 ZND -2-
	23 060 R1	WASHER, 5/16 ZND INT-TOOTH LOCK -2-
	120 376	NUT, 5/16-18 ZND HEX. -2-

5	59 816 C1	CLAMP, TUBE -2-
6	63 032 C1	SPACER -2- -REPLACES 542 861 R1-
7	59 800 C1	FRAME, UPPER SUPPORT LH
8	59 801 C1	FRAME, UPPER SUPPORT RH
9	59 802 C1	FRAME, LOWER SUPPORT LH
10	59 803 C1	FRAME, LOWER SUPPORT RH



REF. NO.	PART NUMBER	DESCRIPTION	CPE - 2
----------	-------------	-------------	---------

REF. NO.	PART NUMBER	DESCRIPTION	CPE - 2
----------	-------------	-------------	---------

FRAME - CONTINUED  
 - SERIAL NO. U013361 AND BELOW -

11	59 804 C1	FRAME, BOTTOM SUPPORT LH	
12	59 805 C1	FRAME, BOTTOM SUPPORT RH	
13	59 815 C1	BOLT, CONTOUR HD - 2 -	
	120 423	WASHER, 1/4 ZND INT-TOOTH LOCK - 2 -	
	120 375	NUT, 1/4-20 ZND HEX. - 2 -	
14	59 810 C1	CLAMP, HANDLE - 4 -	
	180 024	SCREW, 1/4-20 X 1-1/4 ZND HEX-HD CAP - 4 -	
	18 306 R1	NUT, 1/4-20 ZNP NYLON INSERT - 4 -	
15	59 811 C1	BAR, TIE	
	543 066 R1	BOLT, 1/4-20 X 1-1/4 ZND CONTOUR-HD - 6 -	
	120 423	WASHER, 1/4 ZND INT-TOOTH LOCK - 6 -	
	120 375	NUT, 1/4-20 ZND HEX. - 6 -	
16	59 812 C1	CASTER - 2 -	
	180 020	SCREW, 1/4-20 X 3/4 ZND HEX-HD CAP - 4 -	
	24 461 R1	NUT, 1/4-20 ZND HEX. LOCK - 4 -	
17	59 813 C1	PLATE, CASTER MTG - 2 -	
18	59 814 C1	BOLT, CONTOUR HD - 8 -	
	120 423	WASHER, 1/4 ZND INT-TOOTH LOCK - 8 -	
	120 375	NUT, 1/4-20 ZND HEX. - 8 -	

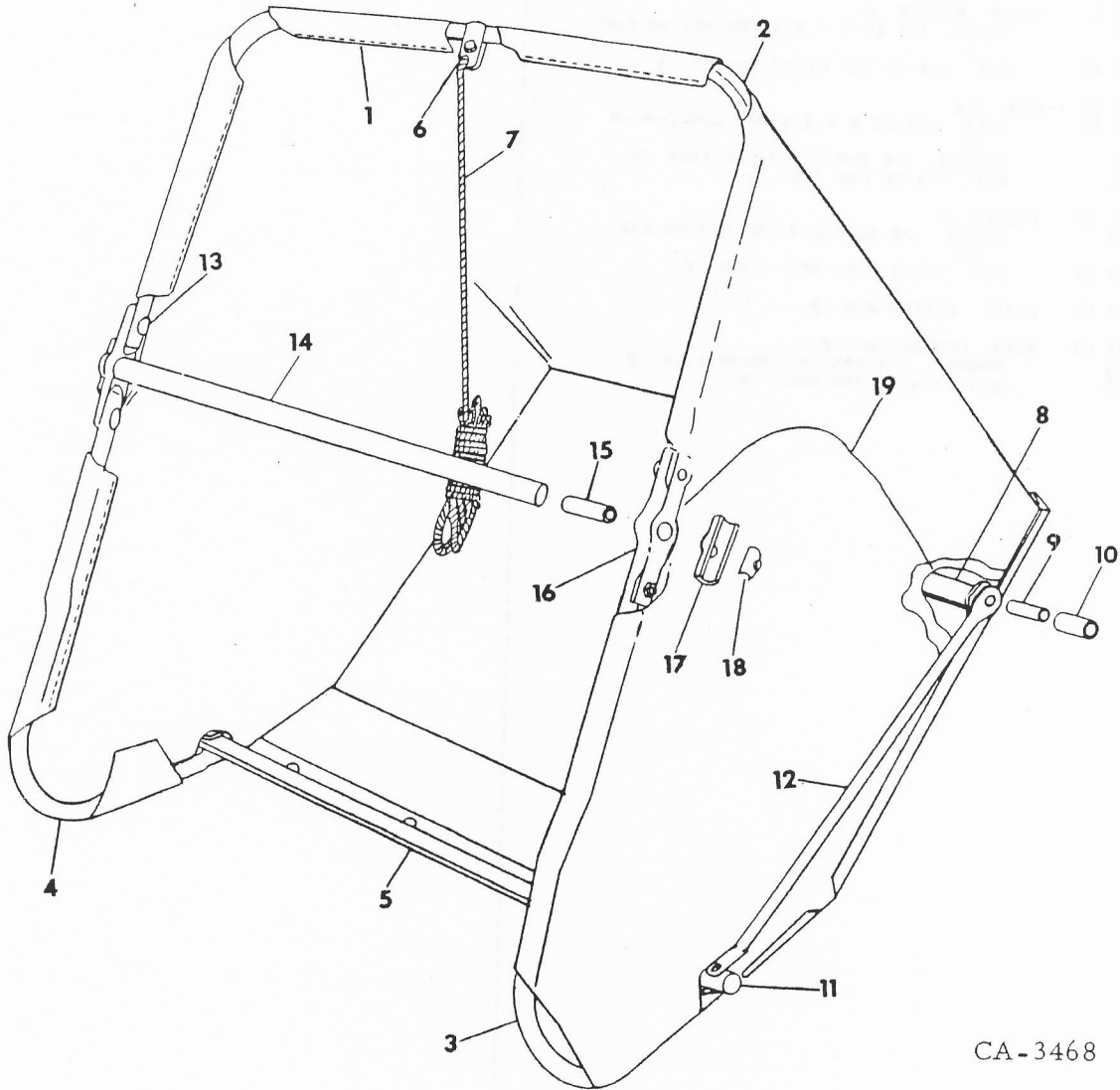


REF. NO.	PART NUMBER	DESCRIPTION	CPE-2
----------	-------------	-------------	-------

REF. NO.	PART NUMBER	DESCRIPTION	CPE-2
----------	-------------	-------------	-------

BASKET AND MOUNTING  
- SERIAL NO. U013361 AND BELOW -

BASKET AND MOUNTING - CONTINUED  
- SERIAL NO. U013361 AND BELOW -



CA-3468

1	59 843 C1	BASKET
2	59 844 C1	FRAME, UPPER REAR BASKET
3	59 845 C1	FRAME, UPPER FRONT BASKET LH
4	59 846 C1	FRAME, UPPER FRONT BASKET RH

5	59 847 C1	CLAMP, BASKET BOTTOM
	131 375	SCREW, 1/4-20 X 3/4 ZND SLT-RD-HD
	21 222 R1	MACH -5- NUT, 1/4-20 ZND NYLON INSERT -5-
6	59 851 C1	BRACKET, PULL ROPE
	598 805 R1	BOLT, 5/16-18 X 1/2 ZND SQ-NK CRG
	411 597 R1	NUT, 5/16-18 ZNP NYLON INSERT
7	542 873 R1	ROPE





2 LAWN SWEEPER

2 LAWN SWEEPER

REF. NO.	PART NUMBER	DESCRIPTION	CPE - 2	REF. NO.	PART NUMBER	DESCRIPTION	CPE - 2
BASKET AND MOUNTING - CONTINUED							
- SERIAL NO. U013361 AND BELOW -							
8	59 848 C1 180 134	STOP, BASKET SCREW, 3/8-16 X 2-1/2 ZND HEX-HD CAP -2-					
9	59 852 C1	SPACER -2-					
10	59 853 C1 542 862 R1 21 622 R1	BUMPER, STOP WASHER, SPECIAL -2- NUT, 3/8-16 ZNP NYLON INSERT -2-					
11	59 849 C1 180 034 18 306 R1	SUPPORT, BASKET BOTTOM SCREW, 1/4-20 X 1-1/2 ZND HEX-HD CAP -2- NUT, 1/4-20 ZNP NYLON INSERT -2-					
12	59 850 C1	BRACE, BASKET -2-					
13	543 066 R1 18 306 R1 120 423 120 375	BOLT, 1/4-20 X 1-1/4 ZND CONTOUR HD -4- NUT, 1/4-20 ZNP NYLON INSERT -2- WASHER, 1/4 C-Z INT-TOOTH LOCK -4- NUT, 1/4-20 ZND HEX. -4-					
14	59 854 C1	TUBE, SPREADER					
15	59 855 C1	SPACER, BUSHING -2-					
16	59 856 C1 542 862 R1	BLOCK, PIVOT LONG -2- WASHER, SPECIAL -2-					
17	542 855 R1	BLOCK, PIVOT SHORT -2-					
18	59 816 C1 23 060 R1 180 735	CLAMP, TUBE -2- WASHER, 5/16 ZND INT-TOOTH LOCK -2- SCREW, 5/16-18 X 3-1/4 ZND HEX-HD CAP -2-					
19	59 857 C1	SPRING, BASKET -2-					

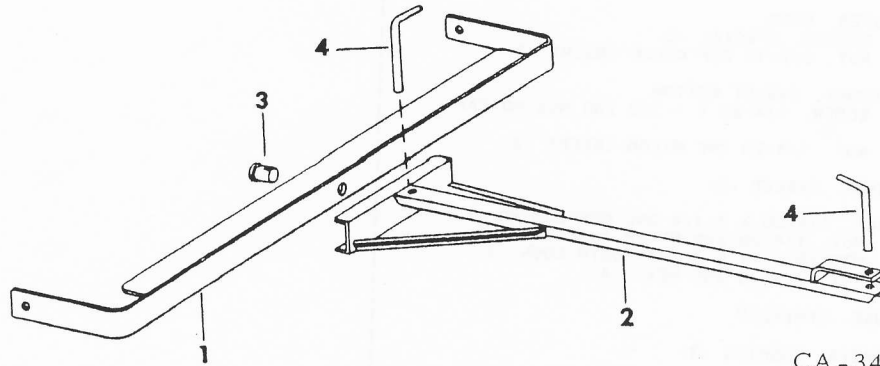


REF. NO.	PART NUMBER	DESCRIPTION	CPE - 2
----------	-------------	-------------	---------

REF. NO.	PART NUMBER	DESCRIPTION	CPE - 2
----------	-------------	-------------	---------

HITCH  
-SERIAL NO. U013361 AND BELOW-

HITCH -CONTINUED  
-SERIAL NO. U013361 AND BELOW-



1	59 817 C1	YOKE, HITCH
	19 258 R1	NUT, 1/2-20 ZNP NYLON INSERT LOCK -2-
2	59 818 C1	TONGUE, HITCH
3	59 819 C1	PIN, YOKE SWIVEL
4	64 513 C1	PIN, HITCH -2-

## PRODUCT GRAPHICS

NOTE - THE FOLLOWING PRODUCT GRAPHIC PACKAGES MAY BE REQUIRED FOR YOUR MACHINE.

77 583 C91	PACKAGE, IH TRADEMARK -LARGE SIZE- -CONSISTS OF \$IH TRADEMARK 6.58 X 7.09 -2- \$IH TRADEMARK 7.68 X 8.27 -2- \$IH TRADEMARK 10.24 X 11.02 -2-
77 582 C91	PACKAGE, IH TRADEMARK -MEDIUM SIZE- -CONSISTS OF \$IH TRADEMARK 3.66 X 3.94 -2- \$IH TRADEMARK 4.39 X 4.72 -2- \$IH TRADEMARK 5.48 X 5.91 -2-
77 581 C91	PACKAGE, IH TRADEMARK -SMALL SIZE- -CONSISTS OF \$IH TRADEMARK 1.46 X 1.57 -2- \$IH TRADEMARK 2.19 X 2.36 -2- \$IH TRADEMARK 2.93 X 3.15 -2-
547 496 R92	PACKAGE, INTERNATIONAL PRODUCT GRAPHICS

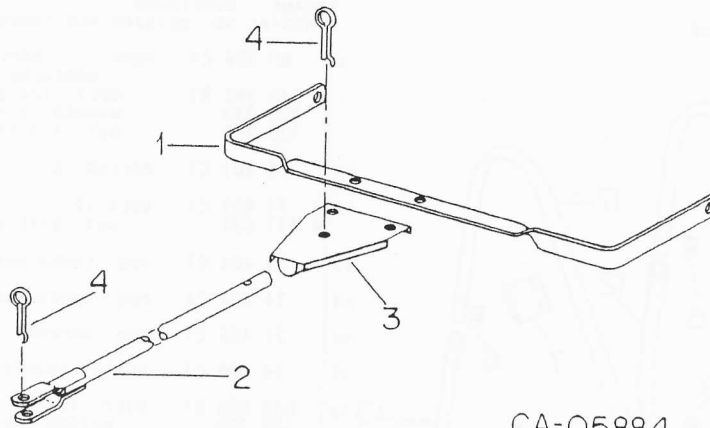


REF. NO.	PART NUMBER	DESCRIPTION	CPE - 2
----------	-------------	-------------	---------

REF. NO.	PART NUMBER	DESCRIPTION	CPE - 2
----------	-------------	-------------	---------

HITCH  
 -SERIAL NO. U013362 AND ABOVE-

HITCH -CONTINUED  
 -SERIAL NO. U013362 AND ABOVE-



CA-05884

- |   |            |                                   |
|---|------------|-----------------------------------|
| 1 | 126 381 C1 | SUPPORT, HITCH                    |
|   | 180 079    | BOLT, 5/16 X 1 TYPE 5 -2-         |
| 9 | 411 638    | NUT, 5/16 CAD P/T LOCK TYPE 1 -2- |
| 2 | 126 379 C1 | TONGUE, HITCH                     |
| 3 | 126 380 C1 | PLATE, HITCH ASSY                 |
| 4 | 64 513 C1  | PIN, CLINCH HITCH -2-             |

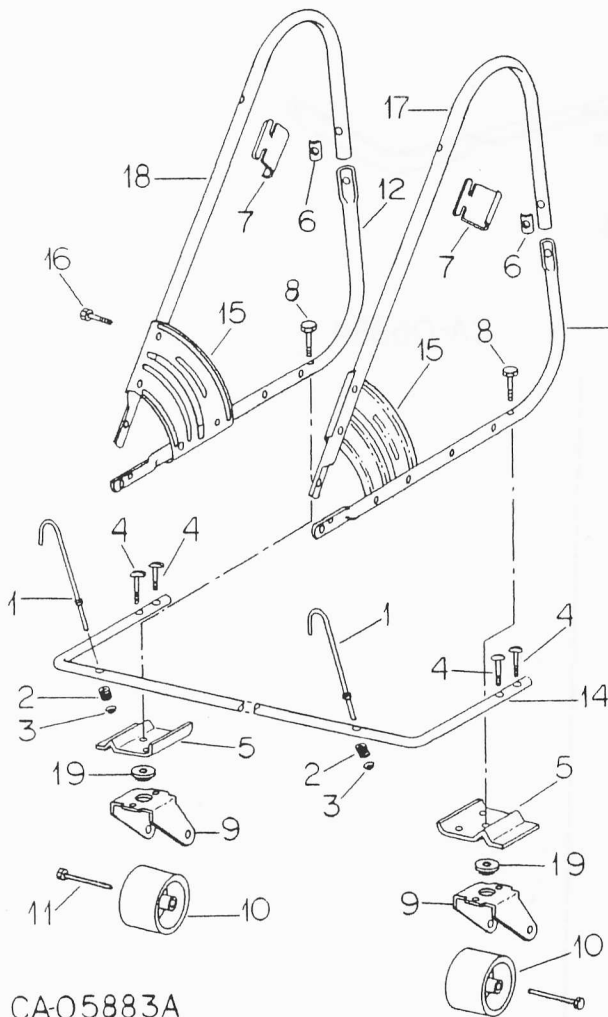


REF. NO.	PART NUMBER	DESCRIPTION	CPE-2
----------	-------------	-------------	-------

REF. NO.	PART NUMBER	DESCRIPTION	CPE-2
----------	-------------	-------------	-------

FRAME  
-SERIAL NO. U013362 AND ABOVE-

FRAME -CONTINUED  
-SERIAL NO. U013362 AND ABOVE-



CA05883A

1	74 313 C1	ROD, BASKET STOP -2-	
2	74 314 C1	SPRING -2-	
	120 393	WASHER, .344 X .688 X .051 -2-	
3	74 315 C1	RETAINER, 1/4 PUSH-ON -2-	
4	59 815 C1	BOLT, 1/4-20 X 1-3/4 CONTOUR-HD -4-	
	120 380	WASHER, 1/4 LOCK -4-	
	120 375	NUT, 1/4 TYPE 5 -4-	
5	74 316 C1	SUPPORT, CASTER -2-	
	180 024	BOLT, 1/4 X 1-1/4 TYPE 5 -4-	
9	413 946	NUT, 1/4 CAD P/T LOCK TYPE 1 -6-	
	180 087	BOLT, 5/16 X 2 TYPE 5 -2-	
6	59 816 C1	CLAMP, TUBE -2-	
7	74 319 C1	SUPPORT, PIVOT -2-	
8	59 809 C1	BOLT, 5/16-18 X 1-1/2 CONTOUR-HD -2-	

9	80 228 C1	FORK -2- -REPLACES 74 400 C1 BY ALSO ORDERING WASHER, 80 229 C1-	
	543 066 R1	BOLT, 1/4-20 X 1-1/4 CONTOUR-HD -4-	
	120 380	WASHER, 1/4 LOCK -4-	
	120 375	NUT, 1/4 TYPE 5 -4-	
10	74 401 C1	ROLLER -2-	
11	74 402 C1	BOLT -2-	
9	411 638	NUT, 5/16 CAD P/T LOCK TYPE 1 -2-	
12	74 404 C1	ROD, LOWER SUPPORT RH	
13	74 403 C1	ROD, LOWER SUPPORT LH	
14	74 405 C1	ROD, SUPPORT	
15	74 406 C1	PLATE, ADJUSTING -2-	
16	543 066 R1	BOLT, 1/4-20 X 1-1/4 CONTOUR-HD -8-	
	120 380	WASHER, 1/4 LOCK -8-	
	120 375	NUT, 1/4 TYPE 5 -8-	
17	74 407 C1	ROD, UPPER SUPPORT LH	
18	74 408 C1	ROD, UPPER SUPPORT RH	
19	80 229 C1	WASHER, CASTER-BEARING -2- -USED ONLY W/FORK, 80 228 C1-	

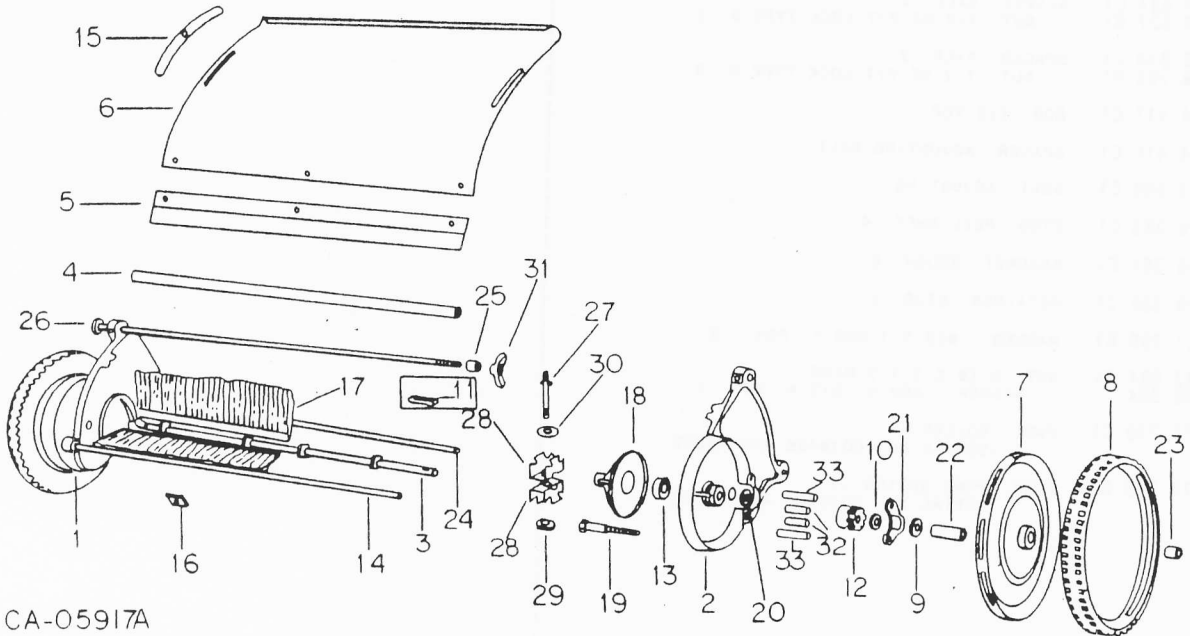


REF. NO.	PART NUMBER	DESCRIPTION	CPE - 2
----------	-------------	-------------	---------

REF. NO.	PART NUMBER	DESCRIPTION	CPE - 2
----------	-------------	-------------	---------

BRUSH AND WHEELS  
-SERIAL NO. U013362 AND ABOVE-

BRUSH AND WHEELS -CONTINUED  
-SERIAL NO. U013362 AND ABOVE-



CA-05917A

1	74 501 C1	PLATE, SIDE RH	
2	74 500 C1	PLATE, SIDE LH	
	133 767	SCREW, 1/4 X 1/2 ZNP F/HDS MACH	-4-
	21 765 R1	SCREW, 5/16-18 X 5/8 C-Z SQ-HD	-6-
	120 393	WASHER, .344 X .688 X .051	-3-
3	126 382 C1	SHAFT, REEL	
		-SERIAL NO. U019494 AND BELOW-	
3	80 444 C1	SHAFT, REEL	
		-SERIAL NO. U019495 AND ABOVE-	
4	74 416 C1	TUBE, ADJUSTING	
5	59 821 C1	EXTENSION, HOOD ASSY	
6	59 822 C1	HOOD	
	120 221	SCREW, NO. 10 X 1/2 ZNP R/HDS MACH	-5-
	120 393	WASHER, .344 X .688 X .051	-3-
	445 112	NUT, 10-24 SPRING	-5-
	542 840 R1	GASKET, FIBER	-2-
7	59 838 C1	WHEEL -2-	
8	126 387 C1	TIRE -2-	
9	59 836 C1	WASHER, SPECIAL	-4-
10	59 834 C1	WASHER, FIBER	-2-

11	542 834 R1	PAWL, FLAT -2-	
		-SERIAL NO. U019494 AND BELOW-	
12	542 835 R1	GEAR, PINION LH	
		-SERIAL NO. U019494 AND BELOW-	
12	77 711 C1	GEAR, PINION LH	
		-SERIAL NO. U019495 AND ABOVE-	
12	542 836 R1	GEAR, PINION RH	
		-SERIAL NO. U019494 AND BELOW-	
12	77 712 C1	GEAR, PINION RH	
		-SERIAL NO. U019495 AND ABOVE-	
13	542 829 R91	BEARING, BALL -2-	
14	59 842 C1	ROD, TIE	
15	59 823 C1	CLAMP, HOOD -2-	
	142 745	NUT, 5/16 WING	-2-
16	542 839 R1	CLAMP, BRUSH STRIP -8-	
	9 413 946	NUT, 1/4 CAD P/T LOCK TYPE 1	-8-
17	59 827 C1	STRIP, BRUSH -8-	
18	126 386 C1	COVER, DUST -2-	
19	59 830 C1	AXLE, BOLT -2-	



REF. NO.	PART NUMBER	DESCRIPTION	CPE - 2
		BRUSH AND WHEELS - CONTINUED	
		- SERIAL NO. UO13362 AND ABOVE -	
20	59 831 C1	WASHER, SPECIAL - 2 -	
21	59 835 C1	COVER, PINION - 2 -	
22	59 837 C1 19 527 R1	SLEEVE, AXLE - 2 - NUT, 1/2-NF P/T LOCK TYPE 5 - 2 -	
23	59 840 C1 19 258 R1	SPACER, AXLE - 2 - NUT, 1/2-NF P/T LOCK TYPE 5 - 2 -	
24	74 417 C1	ROD, TIE TOP	
25	74 415 C1	SPACER, ADJUSTING BOLT	
26	59 808 C1	BOLT, ADJUSTING	
27	126 383 C1	STUD, REEL SHFT - 4 -	
28	126 384 C1	BRACKET, BRUSH - 8 -	
29	126 385 C1	RETAINER, STUD - 4 -	
30	21 796 R1	WASHER, .656 X 1.000 X .054 - 2 -	
31	542 884 R1 120 394	NUT, 5/16 X 2-1/2 WING WASHER, .406 X .812 X .051 - 2 -	
32	77 710 C1	PAWL, ROLLER - 4 - - SERIAL NO. UO19495 AND ABOVE -	
33	77 713 C1	HOSE, PAWL SPRING - 4 - - SERIAL NO. UO19495 AND ABOVE -	

REF. NO.	PART NUMBER	DESCRIPTION	CPE - 2



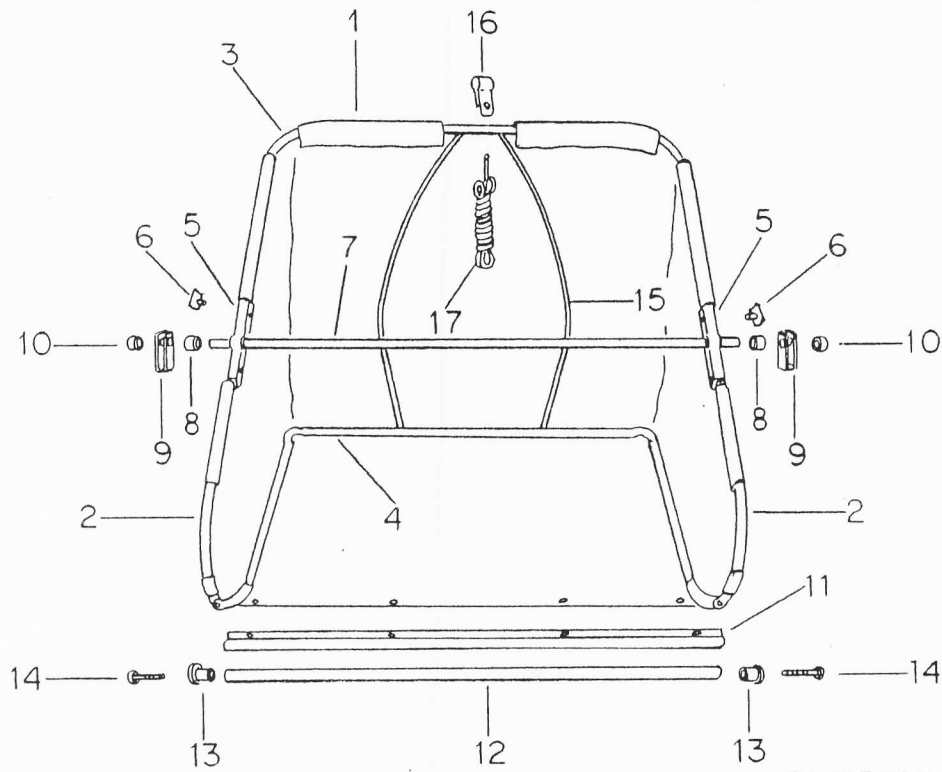


REF. NO.	PART NUMBER	DESCRIPTION	CPE - 2
----------	-------------	-------------	---------

REF. NO.	PART NUMBER	DESCRIPTION	CPE - 2
----------	-------------	-------------	---------

BASKET  
-SERIAL NO. U013362 AND ABOVE-

BASKET -CONTINUED  
-SERIAL NO. U013362 AND ABOVE-



CA-05886

1	74 432 C1	CONTAINER
2	74 433 C1	ROD, BASKET FRONT -2-
3	74 434 C1	ROD, BASKET REAR
4	74 435 C1	ROD, BASKET LOWER
5	59 856 C1	BLOCK, PIVOT BEARING -2-
6	543 066 R1 120 380 120 375	BOLT, 1/4-20 X 1-1/4 CONTOUR-HD -4- WASHER, 1/4 LOCK -4- NUT, 1/4 TYPE 5 -4-
7	74 431 C1	ROD, PIVOT
8	74 423 C1	BUSHING, SPACER -2-
9	74 424 C1	CHANNEL, PIVOT -2-
10	74 425 C1 131 375 445 141	CAP, END -2- SCREW, 1/4-20 X 3/8 -6- NUT, 1/4 R/P STYLE 1 -6-
11	74 436 C1	CLAMP, BASKET BOTTOM

12	74 437 C1	TUBE, BASKET BOTTOM
13	74 428 C1 120 214	BUSHING, INSERT -2- WASHER, 5/16 LOCK -2-
14	74 439 C1	SCREW, 5/16-9 X 1-1/2 LAG -2-
15	74 438 C1	ROD
16	74 430 C1	CLIP, ROPE
17	542 873 R1	ROPE



2 LAWN SWEEPER

-24-

SECTION G



2 LAWN SWEEPER

-24-

SECTION G

REF. NO.	PART NUMBER	DESCRIPTION	CPE - 2
----------	-------------	-------------	---------

REF. NO.	PART NUMBER	DESCRIPTION	CPE - 2
----------	-------------	-------------	---------

