

HH 110 SPRING LIFT KIT

Spring assembly for attachment to lift mechanism of Brinly Model HH100 Implement Hitch (for use on International Cub Cadet Tractor). Spring assembly acts as a counter-balance to lift mechanism, making implement lifting easier for you.

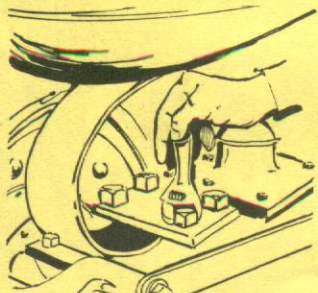
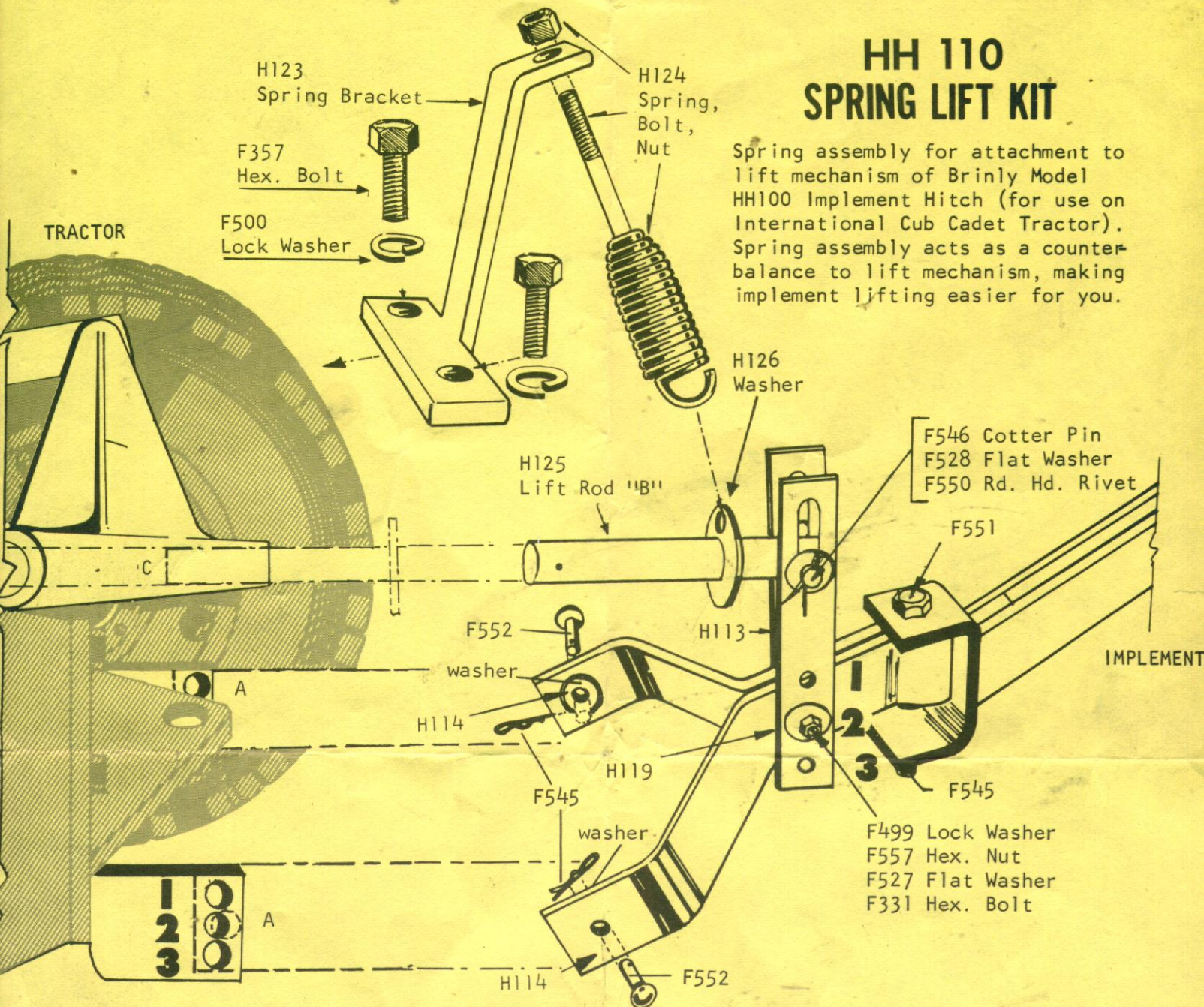


Figure 1

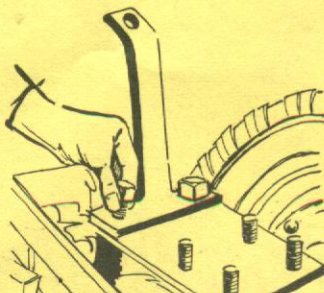


Figure 2

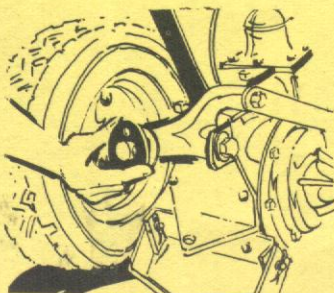


Figure 3




Figure 4

DETAIL A

Step 1: Remove tractor seat by loosening nuts and plate (see Fig. 1).

Step 2: Remove rear bolts holding seat base plate. Attach spring bracket (see Fig. 2), using bolts F357. NOTE: do not use lock washers if tractor has fenders.

Step 3: Replace tractor seat (see Fig. 1).

Step 4: Insert lift rod "B". Insert washer with hole over rod. Insert spring hook into washer hole (see Fig. 3).

Step 5: Extend spring bolt through hole in spring bracket, attach nut. For normal operation, nut should be tightened half way on bolt thread. You may adjust spring tension by tightening or loosening this nut. Attach lift arms to lift rod assembly (see Fig. 4).

BRINLY-HARDY COMPANY, INC.

• 340 East Main Street, Louisville, Kentucky

WELCOME TO THE RAPIDLY GROWING FAMILY OF CUB CADET USERS!

We are confident that your investment in this versatile time and labor saver will pay many hourly dividends of useful service.

So that we will be better able to serve your needs, please take a moment to do two things:

1. On the attached card, write in your name, address and the model and serial numbers of your tractor. This is important to make sure your warranty is accurately registered.
2. Check the appropriate spaces indicating the other information requested, and drop the card in the mail today.

Your IH dealer is always ready to help with your power needs.

INTERNATIONAL HARVESTER COMPANY

1 082 595 R1. Rev. 2. 10-69.

B-15747
LITHOGRAPHED IN UNITED STATES OF AMERICA

IMPORTANT! WARRANTY REGISTRATION

Please Print or Type

PURCHASER'S NAME _____ 2

ADDRESS _____

TOWN/STATE 3-4 _____ ZIP CODE _____

COUNTY _____ 5

DEALER NAME _____

TOWN/STATE _____

TRACTOR MODEL 6-8 _____ SERIAL NO. _____

ENGINE NO. _____ DATE DELIVERED 9-12 _____

TRADE-IN EQUIPMENT (if any):

13 ☐ Walking mower Make _____ 16-17 _____

14 ☐ Riding mower Age _____ years 18-19 _____

15 ☐ Lawn/garden tractor

INTERNATIONAL® CUB CADET® TRACTOR

ATTACHMENTS PURCHASED WITH TRACTOR:

20 ☐ Front blade 21 ☐ Trailer 22 ☐ Mower
23 ☐ Rear blade 24 ☐ Peg harrow 25 ☐ Rake
26 ☐ Snow thrower 27 ☐ Box scraper
28 ☐ Rotary tiller 29 ☐ Other _____

REASONS FOR SELECTING CUB CADET:

30 ☐ Manufacturer's reputation
31 ☐ Parts/service availability
32 ☐ Recommended by others
33 ☐ Design of product 34 ☐ Other _____

PURCHASER AGE GROUP:

35 ☐ Under 30 years 36 ☐ 30-44 years
37 ☐ 45-59 years 38 ☐ 60 years and over


PURCHASER CLASSIFICATION (Check 1 or more):

39 ☐ Institution 40 ☐ Retired 41 ☐ Home owner
42 ☐ Part-time farmer 43 ☐ Full-time farmer
44 ☐ Political subdivision 45 ☐ Business firm
46 ☐ Student 47 ☐ Other _____

APPROXIMATE AREA FOR CADET USE:

48 ☐ 1/4 acre or less 49 ☐ 1/2 acre
50 ☐ 3/4 acre 51 ☐ One acre 52 ☐ Two acres
53 ☐ Three acres or more

**Mail this card
today to record your
CUB CADET
warranty**



(Detach Here)

FIRST CLASS
PERMIT 822
SHAWNEE
MISSION,
KANS.

BUSINESS REPLY MAIL

NO POSTAGE STAMP NECESSARY IF MAILED IN THE UNITED STATES

POSTAGE WILL BE PAID BY

INTERNATIONAL HARVESTER CO.

P. O. BOX 328

SHAWNEE MISSION, KANS. 66201

