

SUN-MASTR[®]

THE WORLD'S MOST COMPLETE LINE
of Tractor Operated
MOWERS

REEL - ROTARY -
HAMMERMILL

A Size and Model for
EVERY Tractor

Catalog No. 163

3-10-1963




THE SUN-MASTR CORPORATION

Olathe Phone: PO 4-1280

Olathe, Kansas

K.C., Mo. Phone: ST 2-0782

3 TYPES ----- 74 MODELS ----- 12 SIZES ----- ALL NEW EXTERIOR AUTO FINISH





FOR more than a decade, SUN-MASTR Mowers have been ably serving the needs of many thousands of customers throughout the United States and in many other countries. A listing of the users reads like a veritable "Who's Who" and includes many of the nations largest Industrial concerns, as well as many, many State Highway Departments, all branches of the Armed Services that have airports to maintain, prominent Ranchers and Farmers, Cities both large and small, Country Clubs, Cemeteries, Estates, etc., etc.

In this catalog there are specifications for three types, 74 models and 12 sizes of SUN-MASTR Mowers. Each Model has been thoroughly tested. Each is intended for specific jobs, some are more suitable for mowing fine lawn areas. Others for mowing light weeds and heavy grass, others for large weeds and small brush and still others for heavy stalks and brush up to 3" and 4" in diameter.

Whatever your mowing, cutting or shredding job, you will find a SUN-MASTR built for the job and priced to save you money.

Ask your dealer to help you choose the most suitable mower for your jobs. Play Safe. Be sure it's a genuine SUN-MASTR.



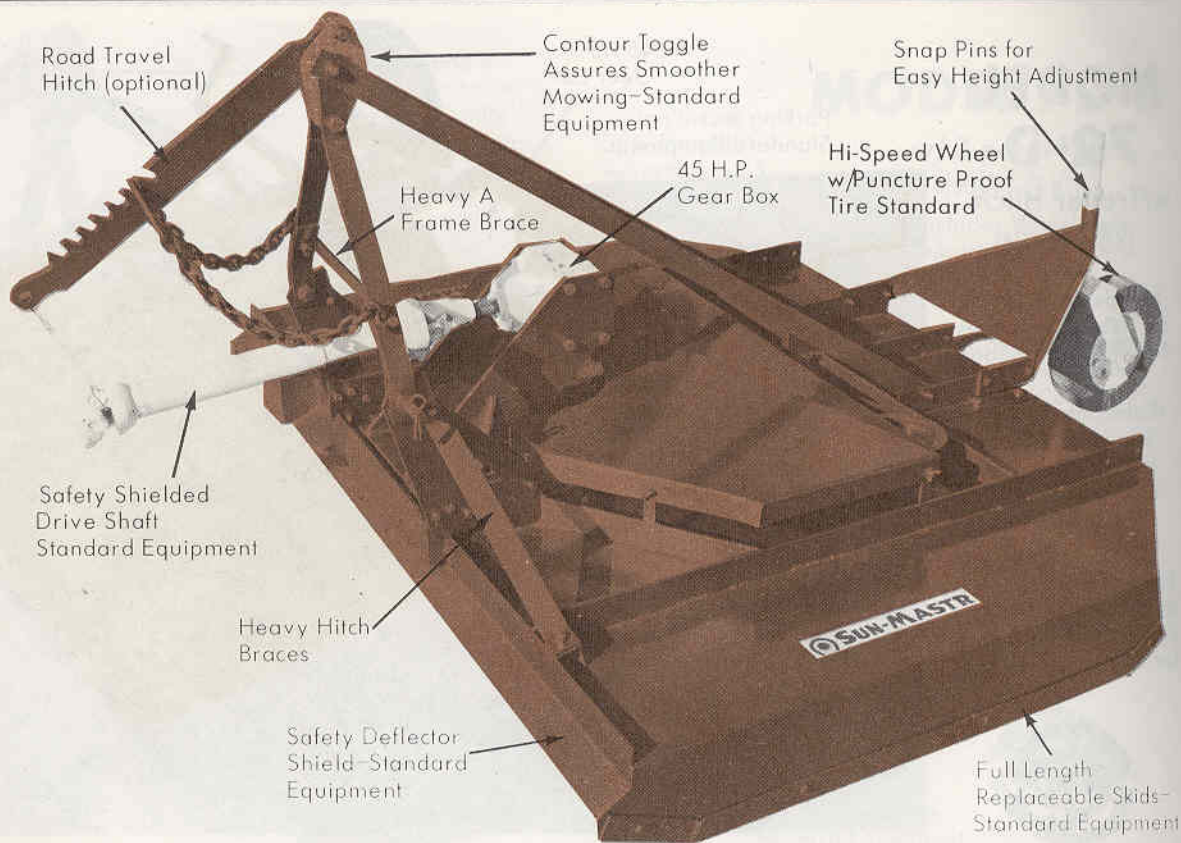
**MODEL
80-D**

w/3-point Hitch
(Kit 789-3)

Hitches Interchange
3-point, fast hitch or
snap coupler may
be used w/same
Basic Unit

Road Travel Hitch
(Notched Bar
& Chain)
optional Equipment

Two Sets heat
treated Alloy
Blades overlap
2½" for clean
mowing.



MOWS full 80 inch swath — Heights 1" to 14"

MOW ALL types Grass and Weeds, Shred
Stalks and Stubble, Cut Brush up to 2-1/2"

EXTRA Sturdy 3-Belt Drive (See Page 11)
Hi-Speed Wheel w/puncture-proof Tire
Std. Equip.

Check Carefully Its Superior Construction

1. Main Shield, highest grade Steel—securely braced—electrically welded.
2. Mows full 80 inch swath—Heights 1" to 14".
3. Two sets overlapping (2½") forged Alloy suction Blades mounted for free swinging.
4. Heavy duty, Telescopic, shielded Drive Shaft w/ needle Bearing Universal Joints.
5. 45 H.P. Gear Box w/extra strong malleable case.
6. Spindle Housings, machined, malleable. Bolt to ½" plate welded to heavy channel frame.
7. Spindles, Extra heavy 1¾" machined, non-wrap design.
8. Bearings, Timken Tapered, Adjustable.
9. Sheaves, Taper Lock, Cast.
10. Belts: Three (3) H.D. (spring Loaded Idler) Ample power for cutting brush and shredding Stalks as well as mowing heavy grass.
11. Wheel: For Mounted Models—4.00 x 8 Hi-Speed Wheel w/Timken Bearings and laminated, puncture-proof Tire.
12. Hitches: 3-point Hitch includes contour toggle for smoother mowing over rough ground (Road Travel Hitch optional equipment). Fast Hitch and Snap Coupler hitches custom built.



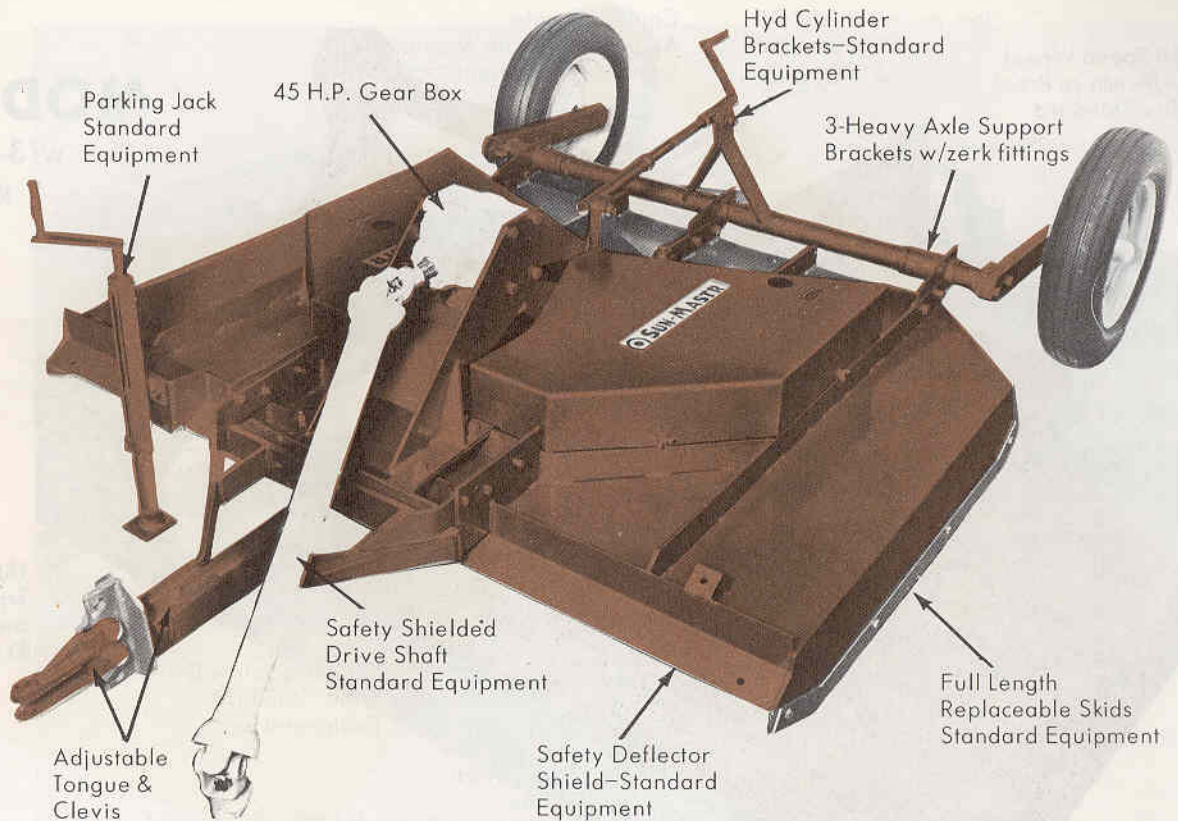
When it's a SUN-MASTR You Know You Will get More for Your Money

MODEL 80-D

w/Trailer Hitch
(Kit 789-TR)

Twin Sets heat treated Alloy blades overlap 2½ inches

Trailer Kit includes 15" Hi-Speed Wheels (less tires) 14" Wheels optional

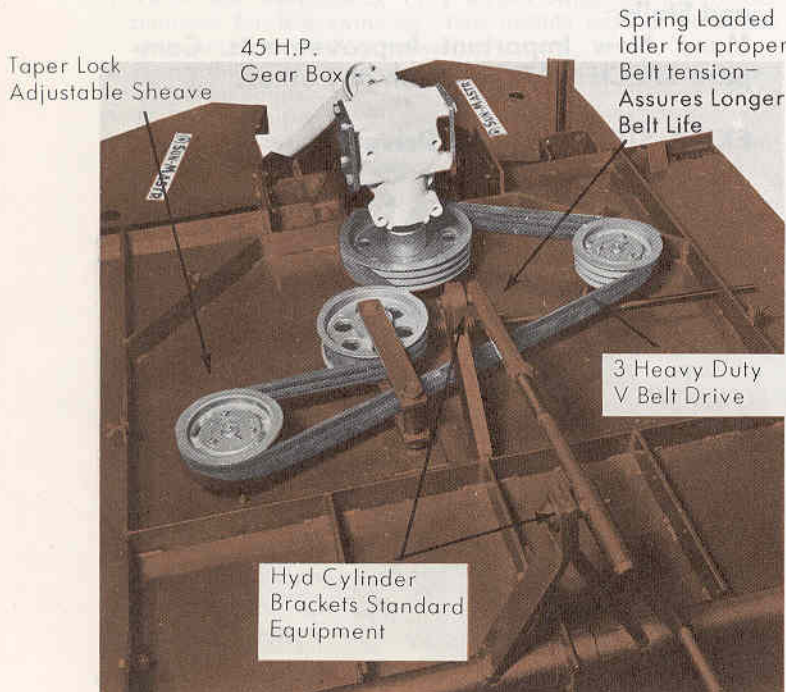


MOWS full 80 inch swath -- Cutting Heights 1" to 12"

Equally Suitable for Farm, Airport, Highway, Cemeteries, Parks, etc. , etc.

Hitch Kit Available for ANY Tractor-3-point-Fast Hitch-Snap Coupler or Trailer as above.

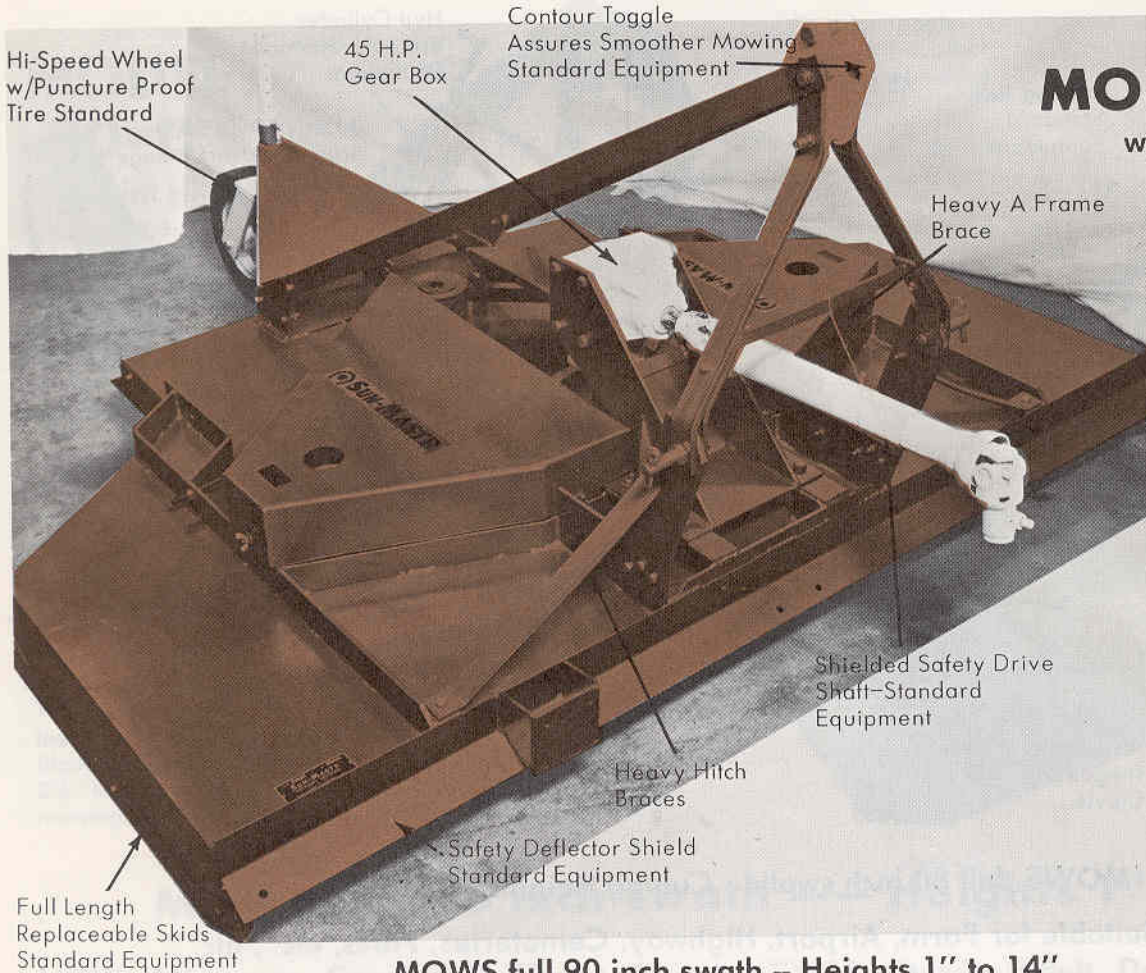
SPECIFICATIONS



1. Main Shield, highest grade Steel—securely braced-electrically welded.
2. Mows full 80 inch swath—Heights 1" to 14".
3. Two sets overlapping (2½") forged Alloy suction Blades mounted for free swinging.
4. Heavy duty, Telescopic, shielded Drive Shaft w/needle bearing Universal Joints.
5. 45 H.P. Gear Box w/extra strong malleable case.
6. Spindle Housings, machined, malleable. Bolt to ½" plate welded to heavy channel frame.
7. Spindles, Extra heavy 1¾" machined, non-wrap design.
8. Bearings, Timken Tapered, Adjustable.
9. Sheaves, Taper Lock, Cast.
10. Belts: Three (3) H.D. (spring loaded Idler) Ample power for cutting brush and shredding Stalks as well as mowing heavy grass.
11. Wheels: For Trailer—Two 15 inch (14" if specified) Hi-Speed Wheels less Tires. Timken tapered bearings.
12. Hitches: *Trailer Hitch Kit* also includes Exclusive design Parking Jack and height adjusting Jack w/brackets for use of Hydraulic Cylinder if desired. Also Telescopic tongue and height adjusting clevis to fit any Tractor draw bar.

EXTRA Sturdy 3-Belt Drive for ALL 80-D Basic Units

When Performance Counts -- Depend upon the EXTRA Sturdy SUN-MASTR!



MODEL 90-D

w/3-point Hitch

Kit 789-3

3 Sets forged Alloy Blades overlap 7 inches for cleaner mowing

Hitches Interchange Trailer, Fast Hitch and Snap Coupler hitches fit same Basic Unit



MOWS full 90 inch swath -- Heights 1" to 14"

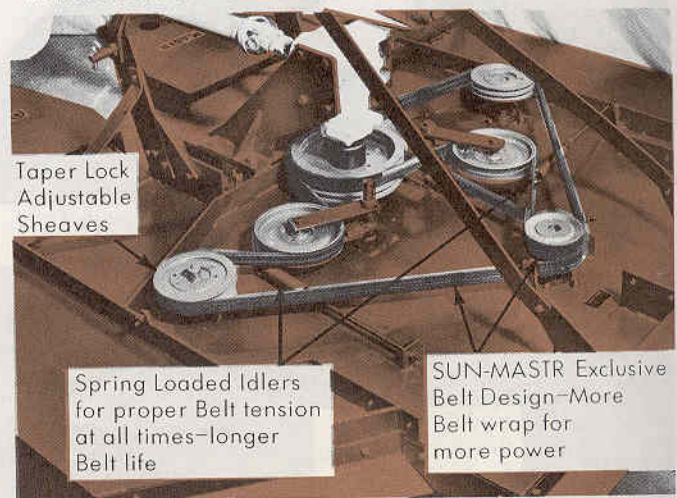
SPECIFICATIONS

1. Main Shield, highest grade Steel—securely braced—electrically welded.
2. Mows full 90 inch swath—Heights 1" to 14".
3. Three Sets overlapping (7") forged Alloy suction Blades mounted for free swinging. Two outside sets cut 40 inches each and center set 25½ inches.
4. Heavy duty, Telescopic, shielded Drive Shaft w/needle Bearing Universal Joints.
5. 45 H.P. Gear Box w/extra strong malleable case.
6. Spindle Housing, machined, malleable. Bolt to ½" plate welded to heavy channel frame.
7. Spindles. Extra heavy 1¼" machined, non-wrap design.
8. Bearings, Timken Tapered, Adjustable.
9. Sheaves, Taper Lock, Cast.
10. Belts: Four (4) (Spring Loaded Idlers) Ample power for cutting brush and shredding Stalks as well as mowing heavy grass.
11. Wheels: For mounted Models, 4.00 x 8 Hi-Speed Wheel w/Timken Bearings and laminated puncture-proof Tire.
12. Hitches: 3-point Hitch includes contour toggle for smoother mowing over rough ground (Road Travel Hitch optional equipment).

Ideal for ALL Types Grass, Weeds, Small Brush and Stalks—

Many New Important Improvements. Compare SPECIFICATIONS with any other.

EXTRA STRONG 4-Belt Drive



This same Extra Sturdy 4-Belt Drive with 2 Spring Loaded Tighteners Standard on ALL 90-D Models.

Whatever your needs — Choose a genuine SUN-MASTR — World's Most Complete Line

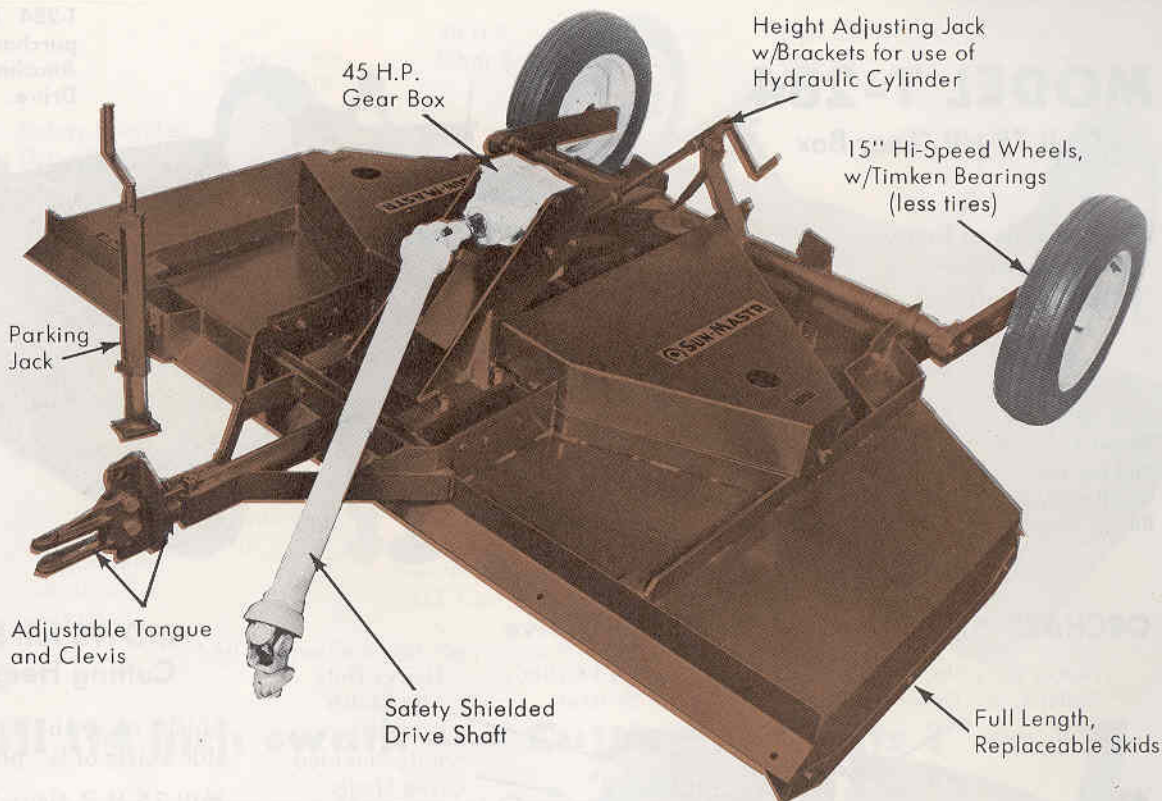
MODEL 90-D

with Trailer Kit 789-TR

(Tires optional Equip)

Hitches interchange 3-point, Fast Hitch and Snap Coupler hitches may be used with same Basic Unit

3 Sets forged ALLOY Blades overlap 7" for cleaner moving




See Page 12 for NEW SUN-MASTR Special design Belt arrangement Spring Loaded Tighteners

MOWS full 90 inch swath -- Cutting Heights 1" to 14"

Check these SPECIFICATIONS

1. Main Shield, highest grade Steel—Securely braced—electrically welded.
2. Mows full 90 inch swath—Heights 1" to 14".
3. Three sets overlapping (7") forged Alloy suction Blades mounted for free swinging. Two outside sets cut 40 inches each and center set 25½ inches.
4. Heavy duty, Telescopic, shielded Drive Shaft w/needle Bearing Universal Joints.
5. 45 H. P. Gear Box w/extra strong malleable case.
6. Spindle Housing, machined, malleable. Bolt to 1/2" plate welded to heavy channel frame.
7. Spindles, Extra heavy 1¾" machined, non-wrap design.
8. Bearings, Timken Tapered, Adjustable.
9. Sheaves, Taper Lock, Cast.
10. Belts: Four (4) (Spring Loaded Idlers) Ample power for cutting brush and shredding Stalks as well as mowing heavy grass.
11. Wheels: For Trailer, Two 15 inch (14" if specified) Hi-Speed Wheels, less Tires.
12. Hitches: *Trailer Hitch Kit* also includes Parking Jack, also Exclusive design height adjusting Jack w/brackets for use of Hydraulic Cylinder if desired. Also Telescopic tongue and height adjusting clevis to fit any Tractor draw bar.



90" Offset

MODEL T-390D

Ideal Orchard Mower The SUN-MASTR T-390D Offset is extra sturdy. It is ideal for all types of mowing and especially suitable for Orchards, Nurseries, etc., where close mowing around trees and shrubs is important.


Be Sure to choose the Right Mower for your Job -- Always ask Your SUN-MASTR Dealer First

MODEL T-284

w/Full 75 HP Gear Box

1600 pounds of brawn
For the really tough
jobs. Cuts full 84" swath

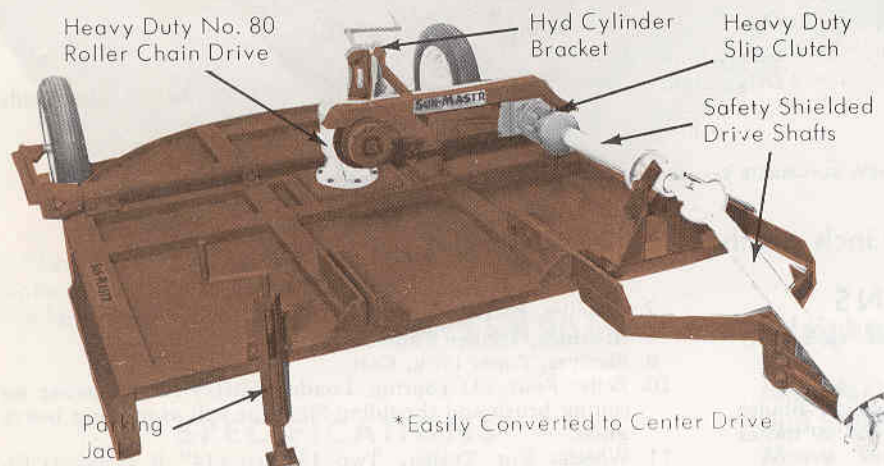
Will Mow-Cut-Shred
Anything that can be
handled by a
Rotary Mower



T-284 Basic Mower may be purchased with or without Hay Attachment or w/offset chain Drive.



ORCHARD SPECIAL w/OFFSET Chain Drive



*Easily Converted to Center Drive

MOWS full 84 inch swath Cutting Heights 1" to 14"

Shield of 3/16" Steel Plate with 12 inch side skirts of 1/4" plate.

Full 75 H.P. Gear Box.

Extra Heavy 3-joint Drive Shaft permits shorter turns. Drive Shaft is shielded type with needle bearing U-Joints.

Blades are best grade heat treated forged Alloy. Double cutting edges with suction lift.


Wheels are 15" Hi-Speed with Timken tapered bearings (14" or 16" available on request)

Parking Jack and brackets for use of Hydraulic Cylinder in place of the H.A. Jack are standard equipment.

SHREDS ORCHARD PRUNINGS as BIG as YOUR ARM

This EXTRA Sturdy Mower-Shredder with heavy duty chain drive has 72 inch offset to right of center of Hitch.

It is ideal for mowing around trees, under branches as well as for shredding prunings that have been windrowed. Hitch easily changed to true center when desired.



AS A HAYMAKR, DOES 3 JOBS IN ONE TRIP

Mows, Conditions, Windrows and turns the windrow on edge for quick curing—quicker baling—with less investment—less time—less labor. Blades geared to proper speed. Removable side panels for spreading



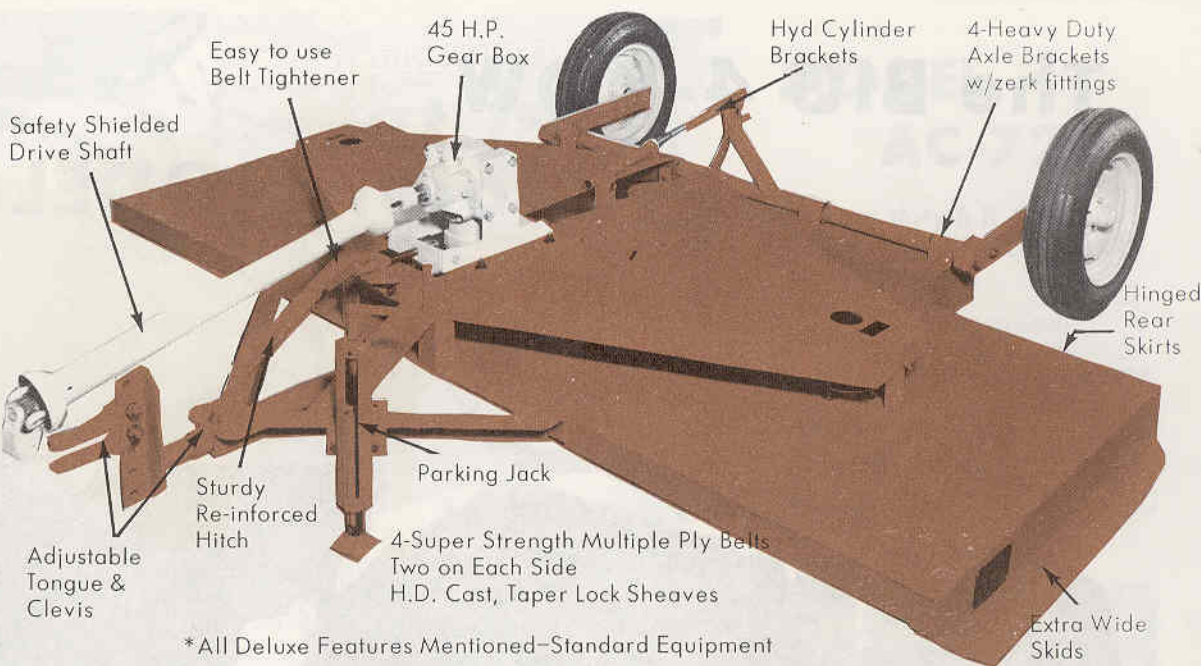
the cut hay supplied on request as original equipment. The HAY-MAKR Attachment fingers are adjustable for light, medium or heavy hay crop. Just remove Hay Attachment and use as a heavy duty rotary mower.

SUN-MASTR Mowers are time tested and proved throughout the USA and Many other Countries

MODEL T-2114

Complete with Trailer Hitch and Two Hi-Speed Wheels (less tires)

15" Wheels Standard (14" or 16" if specified)



*All Deluxe Features Mentioned-Standard Equipment

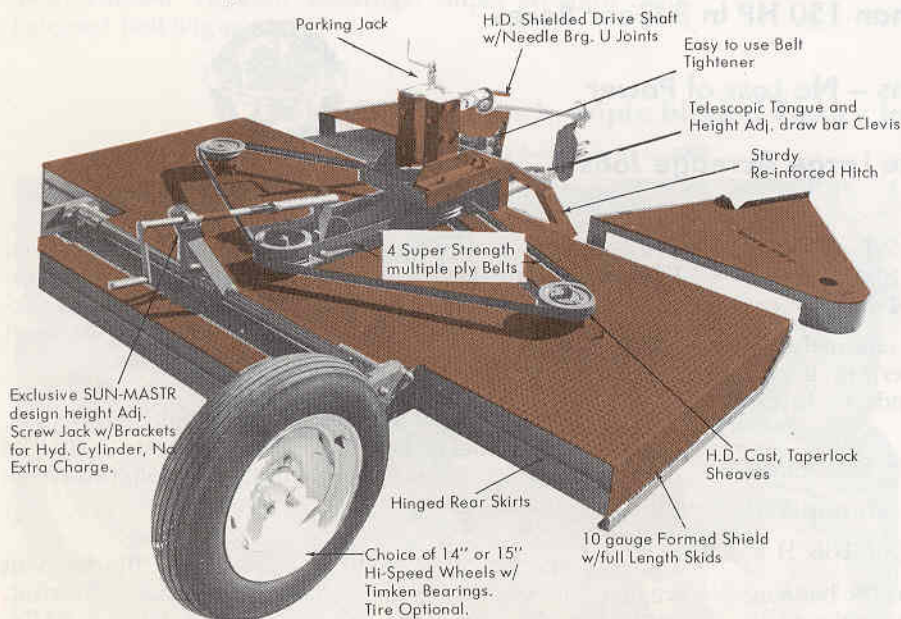
MOWS full 114 inch swath — Cutting Heights 1" to 12"

Ideal for Large Acreage Mowing of Grass, Weeds and Small Brush

USED and PROVED in Many Countries for a decade — Has 3 sets Heat Treated ALLOY Blades — Overlap 3 inches for clean mowing.

This popular model mows a full 114" swath—Height 1" to 12". It is being used to maintain Airports of the U.S. Armed Services throughout the United States and in many foreign countries. It is also widely used by commercial airports, farmers and ranchers and others who have large areas of grass, weeds and small brush to mow.

Check its sturdy construction




4-Way Floor Plate Shield, optional, Extra

The Shield is made of one-piece formed highest quality Steel securely braced w/angle and channel. Standard Equipment includes a full 45 H.P. Gear Box, heavy duty shielded Drive Shaft w/needle Bearing #350 Series, U Joints, special long lasting heavy duty 4-belt final drive, 15" Hi-Speed Wheels w/Timken Bearings (less Tires), SUN-MASTR exclusive design Screw Jack (Hyd. Cylinder may be substituted if desired, using same brackets), heavy duty cast Sheaves w/taperlock hubs, heavy ductile iron machined Spindle Housings, 1 1/4" machined spindles, Timken tapered Bearings, non-wrap spindles and 3 sets overlapping Spring Steel heat treated Blades.

The reinforced Trailer Hitch is equipped w/telescopic tongue and height adjusting draw bar Clevis, and of course belt shields are standard equipment as is a Parking Jack. 14" or 16" wheels are available as optional equipment at no extra charge on special order.

For greatest ECONOMY without sacrificing performance depend upon SUN-MASTR

The **BIG 4-ROW,** **12 foot MODEL 4-12**



Powered By More Than 150 HP In 3 Gear Boxes

No Belts -- No Chains -- No Loss of Power

A BIG Mower for the Large Acreage Jobs



A Big Mower—one that cuts and shreds a 12 foot swath requires a lot of Gear Box and Drive Shaft Power. That's what you have in the SUN-MASTR 4-12.

The frame for the Main Deck is built of channel and angle-braced in all directions to make certain it will retain its shape and not sag on the ends or in the middle.

This sturdy frame is covered with 1/8" steel plate.

The 3 gear boxes are rated in excess of 150 Horsepower!

The drive shafts have a combined rating of 165 H.P.


They are heavy duty shielded type with needle bearing universal joints. The main drive shaft is sectional to allow shorter turns.

Trailer hitch is equipped with height adjusting clevis. Both a parking jack and height adjusting jack are supplied as standard equipment. AND the H.A. Jack brackets are so placed that a Hydraulic cylinder can be used in lieu of Jack if desired.

Wheels are 15 inch high speed with Timken bearings. (Tires are optional) 14 inch or 16 inch wheels available on special order. Wheels in position as shown for straddling 2 standard rows.

Cutter Bars are H.D. with Splined Hubs. Blades heat treated, forged alloy. For Large acreage mowing, cutting and shredding, you just can't beat a SUN-MASTR 4-12.

There are 74 Models of SUN-MASTR Mowers -- one for Every Mowing -- Cutting -- Shredding Job




Chain guards available for highway mowing. Metal guards standard equipment. Caster wheel for fine lawn mowing optional equipment. Hydraulic cylinder *not* included. Use cylinder from tractor hydraulic lift. Hose connection and fittings supplied with mower. When the tractor is equipped with hydraulic system, 283973, the lift arm ram number is 225643. When the tractor is equipped with the two spool hydraulic system (without traction booster) 284004, the lift arm ram number is 232135.

Mows . . . Cuts . . . Shreds fulls 72"

Ideal for Farm or City Park, Airports, Highway, Cemeteries
Also shredding Stalks and cutting Small Brush

- Mows Ahead of Both Rear Tractor Wheels --
- Mows Close to Fences and Trees --
- Mows full 6 foot swath -- 1" to 10"


Has 3 sets overlapping heat treated ALLOY Blades. Shield, Sturdy, one-piece, formed 10 ga. Steel, Securely braced, electrically welded. Cast, taper lock sheaves. H.D. malleable Spindle housings. 1 3/4" machined spindles. Timken Tapered Bearings. Super strength Belts. Patented Belt Tightener.



SUN-MASTR exclusive design Idler Assembly and patented belt tightener. Special deep seated steel drive sheave, with tapered hub; fits belt pulley take off leaving P.T.O. free for other uses. Mounts with snap coupler in position. Same mower fits both the D-10 and D-12. Just turn over the two formed lift arms to compensate for the difference in rear wheel spacing.

A LIGHT DUTY 60 inch, triple bladed Rotary for D-10, D-12 and CA*

*D-10 Serial Nos. up to 3500 D-12 Serial Nos. up to 3000



MODEL AC-360D

Mows 60 inch swath -- 1" to 8"

Designed for ALL types Lawn areas and Light Weed mowing.

Shield: 10 gauge steel—formed.

Spindles: Sturdy 1 3/4" machined C. R. Steel.

Bearings: Timken Tapered—2 per spindle.

Blades: 3—21" Spring Steel, heat treated.

Belts: Super quality, multiple strand. Patented Belt Tightener and power drive, same as on Model AC72D above.


Caster Wheels 8.25 x 2.75 optional.

Fully Tested and Proved -- An Exclusive SUN-MASTR Design -- Cleared by A-C

MODEL G-46D

for the ALLIS-CHALMERS "G"

Ideal for ALL Types Grass and Small Weeds, Stalks, Vines and Stubble




Close-up showing Idler Assembly and belt tightener. Assembled at the factory. Easy to mount.

NOTE: Tractor wheel has been removed only to get a better view of the simple method of attaching to tractor. DO NOT remove wheel to install.

"CLEARED BY ALLIS-CHALMERS"

"Mounting and operation of this equipment will not affect the tractor's warranty extended by ALLIS-CHALMERS. The manufacturer of this equipment is responsible for its performance and warranty."




NOW with wide adjustable Skids and Skatter-KLIP attachment.

Exclusive proven SUN-MASTR Design

MOWS full 46 inch swath -- Heights 1" to 8"

Equipped with ball bearing Jack for Quick and Easy cutting height adjustments. Suitable for the "G" with or without Hydraulic Lift. Comes complete including new style wide skids each side of shield. Shield of 10 gauge highest quality steel electrically welded. Has 4 inch side skirts with the NEW SUN-MASTR SKATTER-KLIP Feature. Ductile Iron spindle housing. H.D. machined spindle. Timken Bearings. Blades are Free Swinging, H.T. Spring Steel. Belt Special Round, Super Quality.



MODEL B-46D


for A-C "B"

for use ONLY with "B" equipped with Hydraulic Lift. The small cylinder that is a part of tractor hydraulic lift is to be used with mower.

MOWS full 46 inch swath


NOW with wide adjustable skids and Skatter-Klip

Hydraulic controlled heights 1" to 8". 48" circular shield of 10 gauge high grade steel. Now equipped with Exclusive SUN-MASTR SKATTER-KLIP feature. Spreads clippings like a lawn mower. New style wide Skids. Electrically welded. Blades spring steel, heat treated—Free Swinging, Ductile iron Spindle housing. H.D. machined spindle. Timken tapered Bearings. Special H.D. Belt. Patented Idler Assembly and Belt Tightener. No wrench required to tighten belt. Not a heavy duty farm mower.



Exclusive SUN-MASTR patented belt tightener and idler assembly leaves Draw B. free for any use desired.

There are other MODEL SUN-MASTR Mowers for ALL ALLIS-CHALMERS Tractors -- cleared by AC



MODEL B-360D

for A-C "B"

B-360DC

for the A-C "C"



Caster Wheels
Optional. Extra.

MOWS -- CUTS -- SHREDS full 60 inch swath -- Heights 1" to 10"

Has 3 Spring Steel, heat treated suction blades that overlap for clean mowing.

Ideal for ALL types lawn grass and light weed mowing.

The SUN-MASTR Exclusive Design double V Belt Drive takes advantage of maximum power of tractor.

Heavy cast machined spindle housings with heavy duty Timken Tapered bearings, and EXTRA sturdy 1 3/4" machined spindles. Equipped with SUN-MASTR patented Belt tightener and Idler Assembly. Tighten belt without use of wrench.

Special Heavy Duty 3/4" Round Belt.

Mounted to float—equipped with wide skids to prevent scalping on rough ground.


8.25 x 2.75 ball bearing caster wheels optional equipment.

(For "B" tractor without hydraulic system, hand lift model of B-360D can be supplied on special order—at slight additional cost.)

FOR the "C" Model B-360DC is exactly the same as Model B-360D. Except for the axle attaching brackets required to compensate for the difference in rear wheel spacing between the "B" and "C".

HYDRAULIC CONTROL or HAND LIFT

The standard Model B-360D is supplied for the "B" tractor equipped with Hydraulic Lift, and the small cylinder from tractor Lift is used for the Mower. For TRACTORS NOT equipped with Hydraulic Lift, a cultivator type hand lift can be supplied in place of Hydraulic Lift brackets at slight additional cost.



Exclusive SUN-MASTR patented belt tightener and idler assembly. Leaves Draw Bar free to use as desired.

Cultivator hand lift optional, extra, for "B" tractor not equipped with Hydraulic Lift.



There are other MODEL SUN-MASTR Mowers for ALL ALLIS-CHALMERS Tractors -- cleared by AC

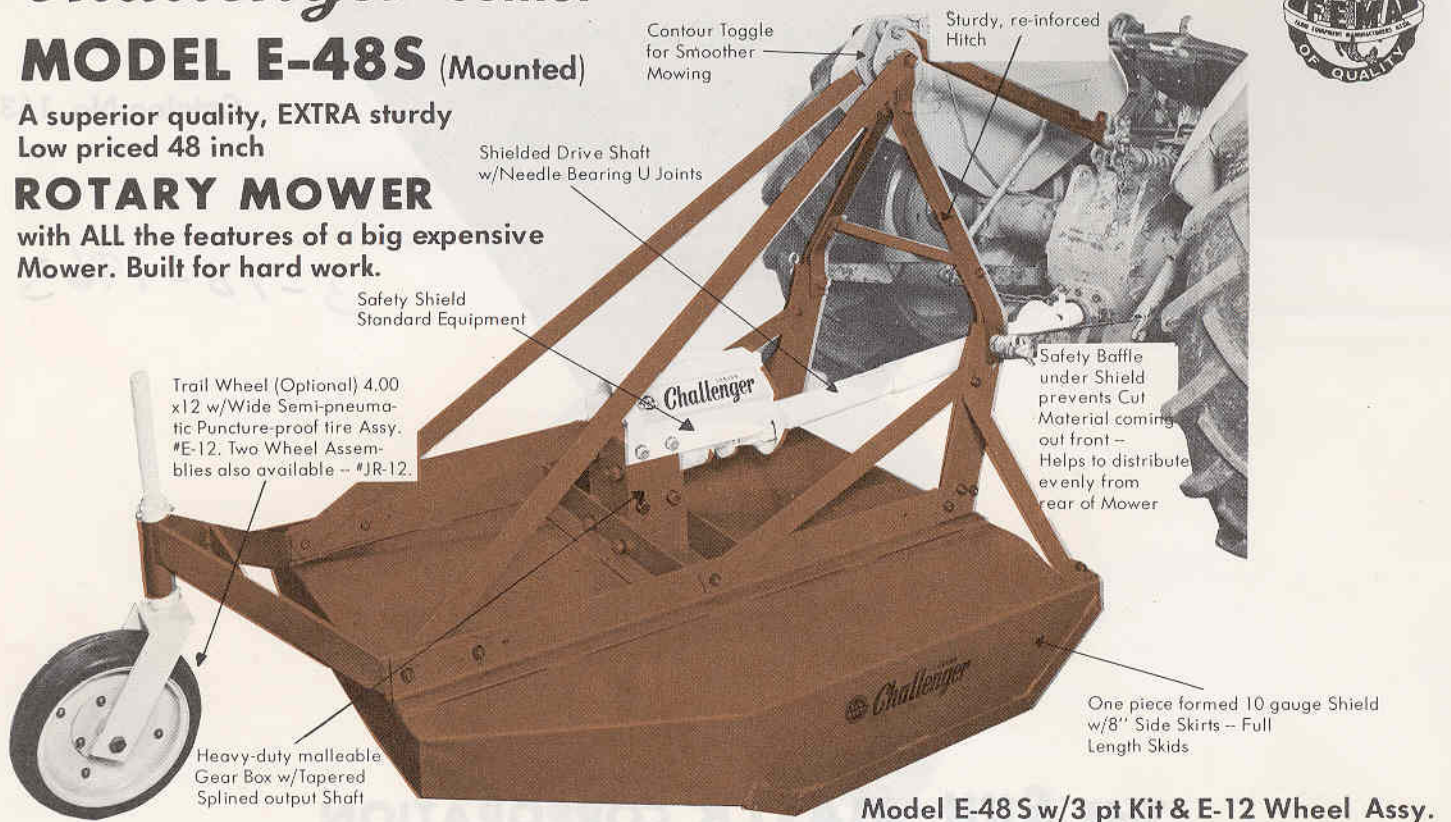
Challenger Junior

MODEL E-48S (Mounted)

A superior quality, EXTRA sturdy
Low priced 48 inch

ROTARY MOWER

with ALL the features of a big expensive
Mower. Built for hard work.



Contour Toggle
for Smoother
Mowing

Sturdy, re-inforced
Hitch

Shielded Drive Shaft
w/Needle Bearing U Joints

Safety Shield
Standard Equipment

Trail Wheel (Optional) 4.00
x12 w/Wide Semi-pneuma-
tic Puncture-proof tire Assy.
#E-12. Two Wheel Assem-
blies also available -- #JR-12.

Safety Baffle
under Shield
prevents Cut
Material coming
out front --
Helps to distribute
evenly from
rear of Mower

Heavy-duty malleable
Gear Box w/Tapered
Splined output Shaft

One piece formed 10-gauge Shield
w/8" Side Skirts -- Full
Length Skids

Model E-48 S w/3 pt Kit & E-12 Wheel Assy.

Your choice of 3-point -- Trailer - One prong Fast Hitch or Snap Coupler

Mows full 48" swath -- 2" to 8"

MOW grass and weeds, CUT and SHRED small brush, stalks and stubble.


30 H.P. Gear Box. Forged Alloy (Spring Steel) heat-treated Blades, mounted for free swinging on H.D. formed Cutter Bar. Shielded Drive Shaft with Needle Bearing U Joints and Shear Pin.

Choice of one or two trail wheels

Trail Wheel Optional. 12 inch w/wide Semi-pneumatic Puncture proof tire. Casters full 360 degrees. Single wheel assy. #E-12 or two wheel assy. JR-12.




Same basic unit for all models except Fast Hitch. Gear Box mounts at angle on one prong F.H.



Model E-48 with JR Snap Coupler Hitch and JR-12 Wheel Assemblies. May also be used with single wheel Assy. E-12.


Model E-48 with JR-FH single prong Fast Hitch for Farmall 100, 130 and 140. Shown with JR-12 Wheel Assy. May also be used with single wheel Assy. E-12.

For Genuine Satisfaction -- The Most for Your Money -- BE SURE to get a Genuine SUN-MASTR



72 inch
MODEL I-372C
for Farmall 100 . . 130 . . 140

This modern, heavy duty, triple-bladed Mower cuts a full 72" swath. Heights 1" to 8". Has 3 sets overlapping spring steel suction Blades. Shield sturdily braced 10-gauge, electrically welded.



Other features include: the handy Patented Belt Tightener, heavy ductile iron machined Spindle Housings, highest quality machined 1 3/4" Spindles. Timken tapered Bearings. Main drive belt from power converter is EXTRA strong special heavy-duty round. Two double V Belts final drive on double groove cast Sheaves with taperlock hubs. Cutting heights hydraulically controlled. Chain guards optional.



No Belt Pulley Gear Box needed. The I-372C comes complete with exclusive SUN-MASTR design Power Converter. Safety Shields supplied as Standard Equipment.

AND NOW – a genuine SUN-MASTR Model for the Farmall C & Super C, Also for 200 & 230

72 inch
MODEL CI-72C

The Model CI-72C is of the same basic construction as the I-372C. The only difference being in the tractor attaching parts. No Gear Box required.


Both models are equally suitable for all types of grass, waste high weeds, small brush, stalks and stubble.



MOWS – CUTS – SHREDS full 72" swath. Ideal for Parks, Playgrounds, Country Clubs, Airports, Roadsides, Pastures, Cemeteries and light Farm work. SUN-MASTR exclusive design drive and patented Belt Tightener shown in cut at left.

There are Models of SUN-MASTR Mowers for ALL Models of Tractors





Caster Wheels optional Equipment

60 inch

MODEL I-360D

for 100, 130, 140

(Also for late Model Super A)



An ideal mower for ALL types of lawn areas, light pasture mowing, small acreage, light stalk shredding, leaf mulching—many other jobs.

MOWS full 60 inch swath -- Heights 1" to 10"

The fastest, most economical way to maintain parks and playgrounds, cemeteries, golf course fairways and roughs—estates—airports—drive-ins—rights-of-way.

THERE IS NO "Just as Good" HERE'S WHY

The SUN-MASTR Exclusive Design double V Belt Drive takes advantage of maximum power of tractor.

Heavy machined ductile iron spindle housing with Timken tapered heavy duty bearings, and EXTRA sturdy 1 1/4" machined spindles.

SUN-MASTR Power Converter saves cost of Gear Box.

Mower offset to both sides of wheels makes close mowing easy.



Spring steel, heat treated blades—Three 21" staggered for 1 1/2" overlap and full 60" swath. Heights 1" to 10".

Mounted to float—equipped with wide skids to prevent scalping on rough ground.

Complete set of shields supplied as standard equipment.

8.25 x 2.75 ball bearing caster wheels optional equipment.

NO GEAR BOX REQUIRED!



Exclusive SUN-MASTR power converter supplied as part of mower. Assures proper spindle speed. No Gear Box needed. Patented belt tightener and Idler assembly allow ample room for mounting your tractor draw bar.

A 46 inch Fast Hitch Model for 100-130-140



NOW equipped with Sun-Mastr SKATER-KLIP Features

MODEL K-134D

Fast Hitch for 100-130-140 only

Mows 46" swath—1" to 8" Higher on Lift

A nationally popular 46" mower for all types grasses and light weed mowing. Model K-134D is equipped with free swinging—spring steel, heat treated blades. MOWS a full 46" swath 1" to 8" heights. Comes complete (less wheel) with heavy duty Drive Shaft, Single Prong F.H., skids and shields.

Spindle Housing ductile iron. Spindle 1 1/4" machined. Bearings Timken tapered. Belt Special Super Quality Round. (Similar mower for Cub and Lo-Boy Model K-46D-FH.)

Caster wheel optional. Recommended for fine Lawn areas.

SUN-MASTR Mowers are time tested and proved throughout the USA and Many other Countries

MODEL K-36


KADET-KLIPPER

36 inch, 4-bladed Rotary for the International Cub

CADET



Ideal for ALL Types Grass—Small Weeds, Vines and Stubble



Patented Belt Tightener. No wrenches needed

Snap Pine for easy Height Adjusting

Round Floating Skids

NEW SKATTER-KLIP
Spreads clippings like a lawn mower!

Wheel w/puncture proof tires standard equipment

The ONE Right Size for the CADET -- Mows AHEAD of Tractor Wheels

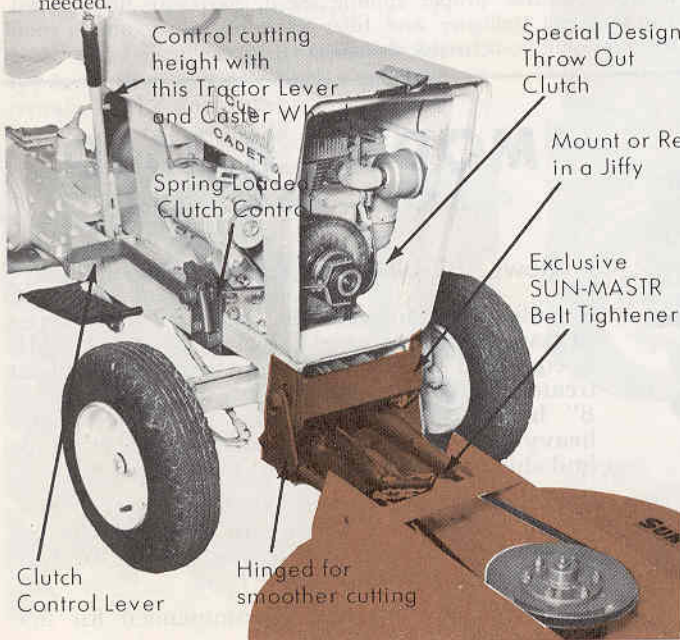
Mows full 36 inch swath. Height 1" to 4"

Cuts ahead of ALL 4 tractor wheel—swath 4" wider than rear tractor wheels tread.

Four (4) sharp Blades for cleaner grass mowing. Non-scalp Blade Holder. Blades heat-treated spring steel, suction. (Only 2 may be used when desired.)

Equipped with special Throw Out Clutch with spring loaded Lever.

SUN-MASTR Exclusive design Belt Tightener — NO wrench needed.



Control cutting height with this Tractor Lever and Caster Wheel

Special Design Throw Out Clutch

Spring-Loaded Clutch Control

Mount or Remove in a Jiffy

Exclusive SUN-MASTR Belt Tightener

Clutch Control Lever

Hinged for smoother cutting

Plenty of clearance. Does not cause tractor to hang up and stall on ridges.

Ideal for mowing close to fences, under shrubs and around trees. Heavy duty machined drive spindle, Sturdy Cast Spindle Housing—Timken tapered Bearings.

Wheel with puncture proof tire included as standard equipment. Hinged where attached to tractor for smoother operation over rough ground.

Floating skids each side of shield to help prevent scalping over uneven terrain.

Shield high quality 12-gauge steel with 4-inch skirts, electrically welded.

Sheaves—sturdy steel—same as used on larger mowers. Belt—super quality for long life.

Folds up easily to change blades and transport. Has non-scalping Blade Holder. Can be used w/either 2 or 4 blades.

Easy cutting height control. Rear by Implement control Lever. Front by stem of wheel fork.



New SKATTER-KLIP Shield

4-suction lift blades


Non-scalping Blade Holder

Round Floating Skids

4" Side Skids for More Capacity

Snap Pins for easy height adjustment

Only SUN-MASTR Builds the Genuine KADET-KLIPPER



**MODEL
C-42D**
for CUB

C42D-LB
for LO-BOY



(For use with Tractors equipped with Fast Hitch, Specify C-42DA for Cub and C-42D-LBA for Lo-Boy)
These models mount without removing any part of the Fast Hitch.

MOWS full 42 inch swath ... Heights 1" to 8" on CUB ... 1" to 5" on LO-BOY

EXTRA STURDY—LOW PRICED

1. Sturdily braced, electrically welded, 10 gauge shield.
2. Free swing, spring steel, heat treated, suction blades. —
3. Patented Belt Tightener—No wrench needed.
4. Ductile Iron Spindle Housing.
5. Heavy duty Machined 1 3/4" Spindle.
6. Timken Tapered Bearings.
7. Wide Adjustable Skids.
8. Drive Sheave Splined for Cub & Lo-Boy PTO.
9. Superior Quality Belt. Spl. Round Belt optional.
10. Easy to mount and use. Mounts without changing Tractor wheels.
11. Comes complete. NO EXTRAS to buy.

The LOW-COST WAY


The Low Cost way to mow grass and weeds, cut small brush—shred stalks and stubble—mulch leaves. Ideal for city parks and playgrounds, cemeteries, drive-ins, country clubs, home lawns, estates, roadside maintenance and small acreage farm mowing.

TESTED

Method of mounting and using this equipment on the tractors specified is accepted by International Harvester Company and will not affect the warranty of the tractor. Performance and warranty of the equipment are the responsibility of its manufacturer.

BASIC UNIT SAME for BOTH TRACTORS—
Easily converted from one to the other with inexpensive Kit—two axle brackets and lift chain.

KUB-KLIPPERS® incorporate
Exclusive Patented Features




C-42D mounted on Cub. Draw Bar mounting provided for use of draw bar.

Drive Sheave and belt guard standard equipment.


Overrunning clutch available for C-42D & C-42D-LB as optional equipment.

C-42DA mounted on Cub without removing fast hitch.

Complete catalog page on Models C-42DA and C-42LBA Sent Promptly on Request.



Only SUN-MASTR Makes Genuine Patented KUB-KLIPPERS



MODEL K-46D

for CUB

(LB-46D for LO-BOY)

The ORIGINAL
Patented KUB-KLIPPER

The ONE Best Size
for the Greatest
number of jobs

(Available for M-H Pony as
Model P-46D)

MOWS full 46 inch swath ----
Approximate Width of Rear Wheels

Cutting Heights 1" to 8"

48" circular, 10 gauge steel shield. Electrically welded. H.D. steel sheaves and splined sheave for PTO. Free swinging, heat treated, spring steel blades. High Quality Round belt. Wide height adjusting skids. Sturdy Ductile Iron Spindle housing. Heavy, 1-3/4" machined spindle and Timken tapered bearings.

Field Tested and Proved Nationally by Many Thousands of Owners!

The Patented KUB-KLIPPER is an expertly engineered Rotary Mower-Cutter-Shredder. It has been tested and proved through years of use throughout the U.S.A. and in many other countries.

It is equally efficient for mowing all types of good lawn grasses, for cutting weeds and small brush, for shredding small acreage stalks and stubble and for mulching leaves.

Advanced engineering and exclusive method of attaching to tractor does away with vibration—permits faster speeds—smoother mowing.


NEW
for
'63



SCATTERS CLIPPINGS
full width of cut
NO WINDROWING
under normal
conditions

Unretouched
Photo

Scatter-Klip attachment
Standard on 1963 Models all 46
inch Kub-Klippers w/48" circular Shield
Metal plate to close opening when de-
sired, also supplied as Standard Equipment.



Equipped with
Patented Idler
and Belt Tightener.
ALSO Pat. Tool Bar
Mtg. to keep mower
Level

Draw Bar Mounting
provided for use of
tractor draw bar
when desired.

Complete set shields
standard equipment.
No Gear Box required.

OVERRUNNING CLUTCH 2065 for CUB & LO-BOY Models




For Models using sheave
on PTO ONLY. Available
in lieu of splined sheave
slight additional cost.



OPTIONAL
for Models C-42D, C42-LB,
K-46D, K-60D, and LB-60D.

Method of mounting and using this equipment on the tractors specified is accepted by International Harvester Company and will not affect the warranty of the tractor. Performance and warranty of the equipment are the responsibility of its manufacturer.

Only SUN-MASTR Builds Genuine, Patented KUB-KLIPPERS



MODEL T-46

Light Duty, Low priced
46" Rotary

for ALL SMALL
Tractors Equipped
with Standard PTO

NOW - with
SKATTER-KLIP
Attachment

Scatters
Clippings Like
A Lawn Mower

No Windrow
under normal
conditions

MOWS full 46 inch swath

Cutting Heights 1" to 8"

Equipped with Universal Draw Bar Height
Adjusting Trailer Hitch - for use with tractors
with Standard Speed PTO

The T-46 is supplied complete with:


- Two 10.25 x 3.25 caster wheel assemblies with puncture proof tires.
- Heavy Duty, Shielded Drive Shaft with needle bearing Universal Joints.
- Universal Draw Bar Hitch and height adjusting clevis.
- Free Swinging, heat treated, spring steel blades.
- Heavy ductile iron machined spindle housing.
- Sturdy 1 3/4" machined spindles.
- Timken tapered, adjustable bearings.
- Special H.D. Round drive belt.
- Steel riveted sheaves.
- Electrically welded, braced, 48 inch circular shield of high grade 10 gauge steel.
- Wide, height adjusting skids.
- New SKATTER-KLIP attachment.

The T-46 is the only mower of its kind. Tested and proved for a decade. An Excellent mower for grass and small weeds-leaf mulching-small acreage stalk and stubble shredding. (Not a heavy duty Farm Mower.) Can be supplied with either 1-1/8" or 1-3/8" splined U Joint for tractor pto. Unless otherwise specified, 1-3/8" Joint will be supplied. (A Special CUB spline is supplied on Drive Shaft for Model T-46C.)


ALSO AVAILABLE for CUB & LO-BOY as MODEL T-46 C

The Standard T-46 cannot be used on the CUB and LO-BOY because of the big difference in the speed of the PTO. A similar model with correct size sheaves and drive shaft is available for the Cub and Lo-Boy. Be SURE to specify MODEL T-46C.

All 48" Circular
Shields (46" Cut)
Models Now
Supplied with
Wide Adjustable
Skids and the
New SKATTER-
KLIP Feature



Be Sure to choose the Right Mower for your Job -- Always ask Your SUN-MASTR Dealer First



**MODEL
K-60D** for CUB
LB-60D for LO-BOY

(Basic unit is same for both Cub & Lo-Boy without fast hitch. Only difference is in wheel axle attaching brackets and length of lift chain.)



(For mounting on Cub with Fast Hitch, without removing F.H. specify Model K-60D-A and for LO-BOY LB-60D-A)

MOWS full 60 inch swath . . . Heights 1" to 9" on CUB . . . 1" to 6" on LO-BOY

An Ideal Mower for ALL Types of Lawn Areas, Light Pasture Mowing, Small Acreage Shredding, Leaf Mulching—Many Other Jobs.

The fast, economical way to maintain lawns, parks and playgrounds, cemeteries, golf course-fairways and roughs—estates—airports—drive-ins—rights-of-way.

CHECK ITS STURDY CONSTRUCTION

1. MAIN DECK: Formed, one-piece heavy duty high grade steel.
2. BLADES: Three 21" heat-treated, spring steel, suction. Overlap 1½" to assure cleaner mowing.
3. DRIVE: SUN-MASTR Exclusive design Double V final belt drive takes full advantage of maximum power of tractor. PTO Sheave splined for Cub and Lo-Boy—Special Heavy duty round belt transmits full power to Driven Sheaves.
4. SPINDLE HOUSINGS: Ductile iron, extra heavy, machined. Practically non-breakable.
5. SPINDLES: Three Extra Sturdy. Machined from 1¼" high grade steel rod.

6. BEARINGS: Timken Tapered. Adjustable.
 7. MOUNTING: Mounted to float. Finger tip hydraulic height control by touch control of tractor.
 8. BELT TIGHTENER: Exclusive SUN-MASTR patented Belt Tightener and Idler Assembly. No wrench needed to tighten belt.
 9. SKIDS: Wide, adjustable Skids to prevent scalping on rough ground.
 10. SHIELDS: Complete set of metal shields supplied as standard equipment.
- OPTIONAL EQUIPMENT: 8.25x2.75 Caster Wheels: Over-running clutch to replace PTO Sheave; Leaf Mulcher.


Method of mounting and using this equipment on the tractors specified is accepted by International Harvester Company and will not affect the warranty of the tractor. Performance and warranty of the equipment are the responsibility of its manufacturer.




When K-60D mounted on Cub, Patented Belt tightener and Idler assembly leaves rear mounting holes in wheel casting free for mounting your tractor draw bar if desired. Draw bar mounting provided for Lo-Boy.

Mower offset to both sides of wheels makes close mowing easy.

For CUB & LO-BOY Tractors Equipped with FAST HITCH




Rear view K-60DA mounted on CUB with Fast Hitch.



Rear view LB60-DA mounted on LO-BOY without removing Fast Hitch.

There Are Other Models SUN-MASTR Approved Mowers for ALL Models Farmall Tractors.




Model K46-D-FH mounted on LO-BOY using K1-B Adapter to allow ample room for drive shaft. Adapter not required on Cub.

46" Fast Hitch

MODEL K46D-FH

for CUB & LO-BOY Tractors equipped with Fast Hitch



NOW Equipped with New SKATTER-KLIP
Spreads Clippings Like A Lawn Mower – Non-Windrowing
MOWS full 46" swath—Heights 1" to 9"—Higher on Lift.

An exclusive SUN-MASTR design and size. Fully field tested for a decade. Proved throughout the nation. Ideal for ALL types lawn grass areas and light weed mowing. Now equipped with SUN-MASTR SKATTER-KLIP feature.


STANDARD EQUIPMENT includes: One prong Fast Hitch, Heavy duty shielded Drive Shaft with needle bearing universal joints, 48 inch circular shield of high grade 10 gauge steel, Super quality Round belt, heavy ductile iron spindle housing, Sturdy

1 3/4" machined spindle, Timken tapered bearings, Free Swinging Spring Steel heat-treated Blades, Wide height adjusting Skids, Extra sturdy Sheaves and Idler mounting stand.

10.25x3.25 (FH-21) Wheel Assembly is optional, extra.

K-46D-FH can be used *ONLY* with Cub and Lo-Boy, but same size and type Mower (Model T-46) is available for tractors with standard PTO.

Caster Wheels Supplied as Standard Equipment on K60D-FH



60" Fast Hitch

MODEL K60D-FH

For CUB and LO-BOY only

Make full use of your tractor Fast Hitch with this modern 60 inch Mower-Cutter-Shredder. Quick, easy height adjustments. A convertor to ALLOW ample room for Drive Shaft is supplied as standard equipment. Nothing else to buy. Ideal for ALL Lawn areas.

Mows full 60 inch swath -- Heights 1" to 9"

K60D-FH comes complete with Two 8.25 x 2.75 Caster Wheel assemblies with puncture proof tires, Cub Gear Box; Special drive shaft with needle bearing universal joints and one prong Fast Hitch.

The main shield is one piece formed high grade 10 gauge steel, amply braced—electrically welded. It is equipped with Three 21 inch heat treated spring steel blades that overlap 1 1/2 inches for clean mowing. Drive belt is H.D. double V. Spindle housing ductile iron. Spindles 1 3/4" machined. Timken tapered bearings. Wide Skids and complete set of shields standard equipment.

IMPORTANT FEATURE ALL SUN-MASTR KUB-KLIPPERS

Built-in Quality Assures Better Performance



Heavy duty ductile iron Spindle Housings. Extra sturdy 1 3/4" machined Spindles. Timken tapered bearings.

Other Models SUN-MASTR Mowers available for ALL Models Farmall Tractors.


One Reel - 30" Patented
MODEL T-30

Trailer Model for ALL Small 4-Wheel Tractors with Draw Bar Hitch

AMAZING NEW patented 30" REEL MOWER

Mows a clean 30" swath. Adjustable cutting heights $\frac{3}{4}$ " to $2\frac{1}{2}$ ". The 5 blades on the reel are extra wide, double ground of spring tempered, high carbon, crucible analysis steel. The stationary blade is highest quality - hollow ground. The overall wheel height with tires 11". Wheels and tires 3" wide. The reels have heavy duty taper roller bearings.

The exclusive SUN-MASTR design frame incorporates the same patented principals as other SUN-MASTR Mowers which have been used so successfully for many, many years. The unit comes complete with the caster trail wheel with puncture-proof tire and telescopic tongue with height adjusting bracket so the tongue can be placed at proper height for the draw bar of all small tractors. The T-30 is ideal for use with small 4-wheel tractors for mowing all types of lawn grasses.



Ideal for Home Lawns, Parks, Playgrounds, - anywhere You want a better Lawn!

Both mow 30 inch swath - heights $3/4$ " to $2-1/2$ ".



SPECIAL MODELS for the International Cub CADET

One Reel - 30" Patented
MODEL F-30


Front Mounted for CADET

The MODEL F-30 Mows a full 30 inch swath, with cutting heights adjustable from $\frac{3}{4}$ " to $2\frac{1}{2}$ ". The same 30 inch cutting unit is used on Model F-30 as on T-30 above.


The Model F-30 comes complete with Tri frame, Lift frame and tractor attaching parts. Use Implement control Lever for raising for transporting. Can be set to cut ahead of tractor tire tracks—either L. or R.

TRAILER Models for CADET

In addition to the 30 inch Trailer Model T-30, the SUN-MASTR 3-gang, 60 inch Mower, Model T-321W is widely used with the CADET tractor. It's patented features provides superior performance which has been proved for more than a decade throughout the USA and in many other countries.



Many Thousand SUN-MASTR MOWERS in use throughout the U.S.A. and other countries.



3-gang 60" **MODEL T-321W**

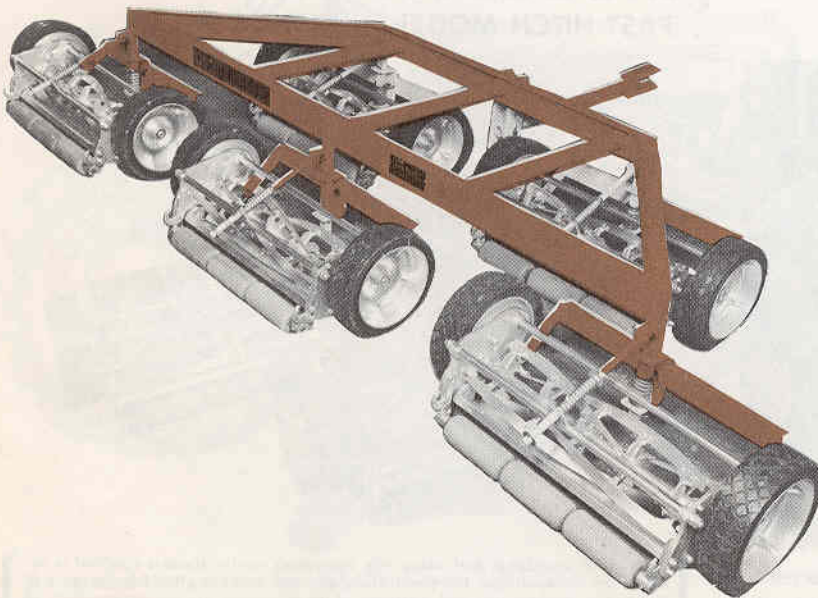
for ALL small 4-Wheel Tractors

MOWS 60 inch swath — Height $\frac{3}{4}$ " to $2\frac{1}{2}$ ".

A truly deluxe trailer model with universal draw bar hitch for any small tractor. Ideal for homes, estates, plants, schools, parks, playgrounds, cemeteries, etc. Years of expert engineering and field testing were required to perfect this unusual patented Gang Mower. Same 21" cutting units used in 5-gang Model T-521W (Below).



5-GANG 97 inch MODEL with same Patented FEATURES



5-gang 97"

MODEL T-521W

The same patented features are used in all SUN-MASTR Gang Lawn Mowers. They cut grass clean. Special stabilizing bars and balance spring give each cutting unit 4-way controlled action.

The sturdy reel has 5 blades, self-whetting, extra wide, double ground of spring tempered, carbon crucible analysis steel. The high quality stationary blade is hollow ground. Reel bearings are heavy duty taper roller, grease packed at factory.

Tires are 11" x 3" semi-pneumatic traction tread on 10" wheels. Rollers in 3 sections for top maneuverability. Gang frames, shafts, stabilizer bars and springs highest quality. Precision electric welding throughout.

SUN-MASTR Gang Mowers used and proved for more than a decade.

NEW for 1963

MODEL T-330

3-Gang 87 inch Model w'Three 30" Mowing Units

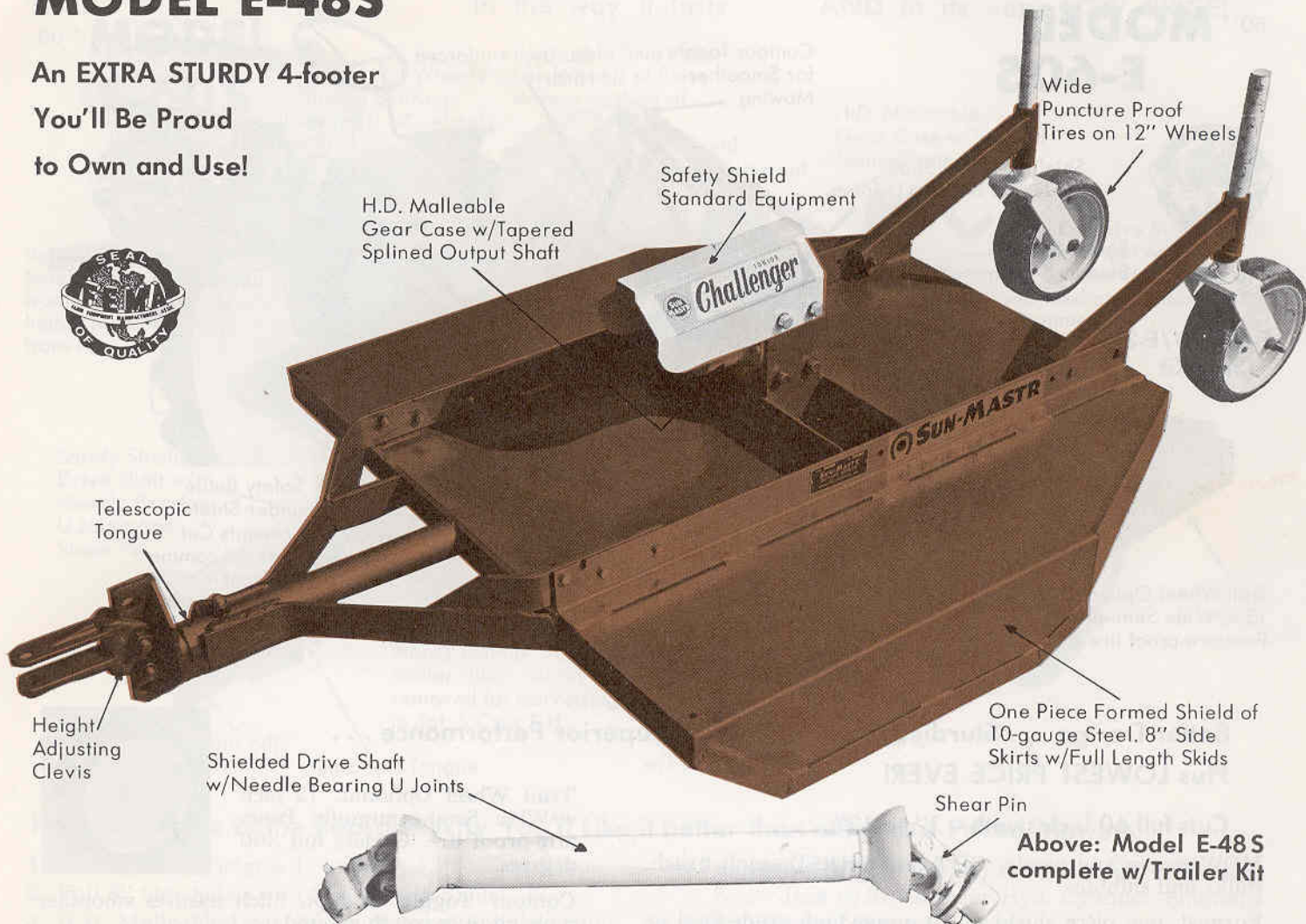
Same fine cutting units as above except for size. See Model T-30 for detailed specs. Patented features same as on T-321W except larger frame.

SUN-MASTR MOWERS Field Tested and Proved Nationally by Many Thousands of Owners!

Challenger Junior MODEL E-48S

Especially recommended for use with one-plow tractors w/Standard Speed PTO. Easily converted to 3-Point hitch or S.C. with SUN-MASTR Kits. (For 1-prong F.H. Specify E-48SFH)

An EXTRA STURDY 4-footer
You'll Be Proud
to Own and Use!



Above: Model E-48S complete w/Trailer Kit

MOW ALL types Grass & Weeds ... CUT Brush ... SHRED Stalks & Stubble

The SUN-MASTR E-48S is
EXTRA STURDY


The SUN-MASTR E-48S is more
ECONOMICAL – Costs less to Buy and Use

Check these 12 Important Features

1. Full 48" Cut. Heights 2" to 8".
2. Full 8" Side Skirts with Full Length Skids.
3. H.D. Malleable 30-H.P. Gear Box w/Tapered Spline Output Shaft.
4. H.D. Formed Cutter Bar w/Spring Steel Heat-treated Blades, Free Swinging.
5. Heavy Duty Bell-covered Safety Drive Shaft w/ Shear Pin, Standard Equipment.
6. Two Heavy Axle Support Brackets w/Zerk Fittings. Sturdy Wheel Forks w/Drilled Stems for quick, easy Height Adjustment.
7. Special Telescopic Tongue w/Height Adjusting Clevis to Custom fit all Tractors.
8. Two 12" Wheels w/Puncture-proof Tires.
9. New Auto-exterior Finish.
10. Formed Shield of 10-gauge Steel.
11. Safety Baffle Plate under Shield.
12. All Shields can be converted to 3-pt.–S.C. or Trailer Models w/SUN-MASTR Kits.

When it's a SUN-MASTR You Know You Will get More for Your Money

**EXCLUSIVE Patented FRONT Mounted Models
for Farmall CUB and I-H Cub LO-BOY**




**Mows Grass Before
Tractor Wheels
Mash It Down**

**3-Gang - 60" cut - 3/4-2 1/2"
3-21" H.D. Cutting Units**

Big National Favorites for home lawns, parks, playgrounds, schools, cemeteries—other fine lawn areas.

MODEL CC-321

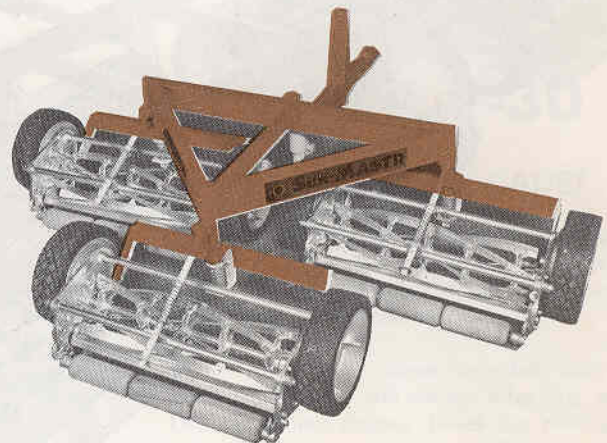
Center Mounted for CUB only



Mows 60 inch swath -- Heights 3/4" to 2-1/2". This popular center-mounted model is built only for the Farmall Cub. It incorporates SUN-MASTR exclusive patented principals and is equipped with the same type of 21" mowing units as the T-321W. The unique easy to attach tractor hook-up provides unusual maneuverability. Gang unit turns to right or left simultaneously with slightest turn of tractor steering wheel. Comes complete with tractor attaching parts. Attaches to hydraulic lift arm—quickly and easily raised and lowered.

MODEL FH-321

FAST HITCH MODEL for CUB, LO-BOY,
100, 130 & 140 only



Method of mounting and using this equipment on the tractors specified is accepted by International Harvester Company and will not affect the warranty of the tractor. Performance and warranty of the equipment are the responsibility of its manufacturer.

Exclusive design swivel action assures clean mowing around corners as well as on straight-away. Mows full 60" swath. Easily adjustable cutting height 3/4" to 2-1/2". Incorporates same important patented features as other models. Comes complete with three 21" heavy duty cutting units with 3" wide wheels and tires.

Many Thousand SUN-MASTR GANG MOWERS in use throughout the U.S.A. and other countries

TWO SIZES: 60 inch & 72 inch
for ALL Tractors with standard speed PTO

3-Point Hitch

60" **MODEL DS60-3**

72" **MODEL DS72-3**

Trailer-Draw Bar Hitch

60" **MODEL DS60-T**


72" **MODEL DS72-T**

For all types grasses, weeds, vines and light stalks.

Ideal for parks, playgrounds, country clubs, highway shoulders, pastures, cemeteries, and other such areas where the growth is not extra heavy.

The drum is formed of sturdy 12 gauge steel top with 1/4" steel end plates. The balanced Shaft to which blades attach is 2", highest quality steel. The extra heavy roller tube has self-aligning bearings at each end. Wheel assemblies are available as optional equipment.

Exclusive design flail blades; heat treated spring steel, double edge reversible (100 on 60" model—120 on 72" model). Blades mount on machined balanced Rotor that revolves approximately 2200 RPM at Shaft. Blades overlap for clean cutting, thorough shredding—easily adjustable cutting heights. Heavy duty shielded Drive Shaft with needle bearing universal joints.




Fast Hitch or Snap Coupler available on Special order.

Available in both 60" and 72" cutting widths with a choice of 4 hitches: 3-Pt., Trailer, F.H., or Snap Coupler.

While a "Flail Type" Hammer Mower has considerable capacity, it cannot take the place of a heavy duty rotary mower for large dense stalks and weeds and it is not suitable for use as a brush cutter.


SUN-MASTR® SAFTI-SHEAR Hammermill MOWER for CUB only



48" MODEL S48-O

Mows full 48" Swath - 1" to 8"

Makes quick work cleaning up vacant lots -- Widely used by cemeteries, parks, playgrounds, etc. -- also for light pasture mowing. Both the Rotor shaft and Roller are mounted in extra heavy bearings. Sheaves are sturdy steel. Belt high quality. Tractor attaching parts all heavy duty steel. Mounts for floating action. Quick and Easy to mount. Comes complete -- no extras to buy.



Rear view of OFFSET MODEL S48-O mounted on Farmall Cub. This model can be used only with the CUB. It provides maximum offset possible to make easy mowing close to buildings and trees and around shrubbery.

TRAILER MODEL S48-T—Same as S48-FH. Except Universal Draw Bar Hitch in place of F.H. Prong, available on special order for CUB and LO-BOY not equipped with Fast Hitch. On Special Order only. Not returnable.


The special design heat treated shear type flail blades overlap for clean mowing.

The main drum is formed of heavy steel sheet, securely braced. Has quick, easy height adjustments. Blades, all facing same direction, revolve in opposite direction from travel of mower to assure a cleaner and more thorough job of cutting and shredding -- also eliminates throwing of debris from rear of machine.


FAST HITCH MODEL S48-FH for Both the CUB and Lo-Boy

The Fast Hitch Model S48-FH is equipped with Cub Gear Box, special Blood Bros. splined drive shaft and sturdy one prong Fast Hitch. It fits both the CUB and Lo-Boy -- EXCEPT -- a convertor is used on Lo-Boy to allow room for the Drive Shaft.



Be Sure to choose the Right Mower for your Job -- Always ask Your SUN-MASTR Dealer First



Send copy of Exact Specifications for lowest Price on a SUN-MASTR Model to fit the Job.



The modern center-mounted SUN-MASTR Highway mower in the larger sizes is equipped with a triple oil immersed Chain Drive from the tractor PTO. Other features include a full 40 H.P. Gear Box, heavy duty shielded Drive Shaft with needle bearing U Joints, cast Sheaves with taper-lock Hubs, ductile iron spindle housings, Timken tapered bearings and overlapping spring heat treated blades.



SUN-MASTR[®] Patented TRENSLIGE[®] LOADER

The Quick, Easy way to Load silage from a trench silo into a feed truck or wagon.

NO OTHER LIKE IT! Loads wagon or truck at either side or in front of tractor or outside of trench if desired. Prepares & Mixes feed—Eliminates waste.


Fully Tested and Proved by Users throughout the U.S.A. and other countries.

Eliminates manual labor—provides easy method to quickly and smoothly raise and lower digger carriage.

Digger, Auger and Blower all operated from tractor seat by handy controls. Speeds correlated for best performance. A 30-40 H.P. tractor supplies abundance of power for the complete operation of the Loader.

Available in both Trailer and 3-point hitch Models.

NEW illustrated folder giving complete Specs. sent FREE promptly upon request. ASK Your Dealer.



THE SUN-MASTR CORPORATION, Olathe, Kansas -- Formerly: Sunflower Industries, Inc.

Manufacturers Nation's Most Complete Line of Tractor Operated Mowing Equipment

Members Farm Equipment Manufacturers Association and Farm Equipment Institute

PRINTED IN U.S.A.

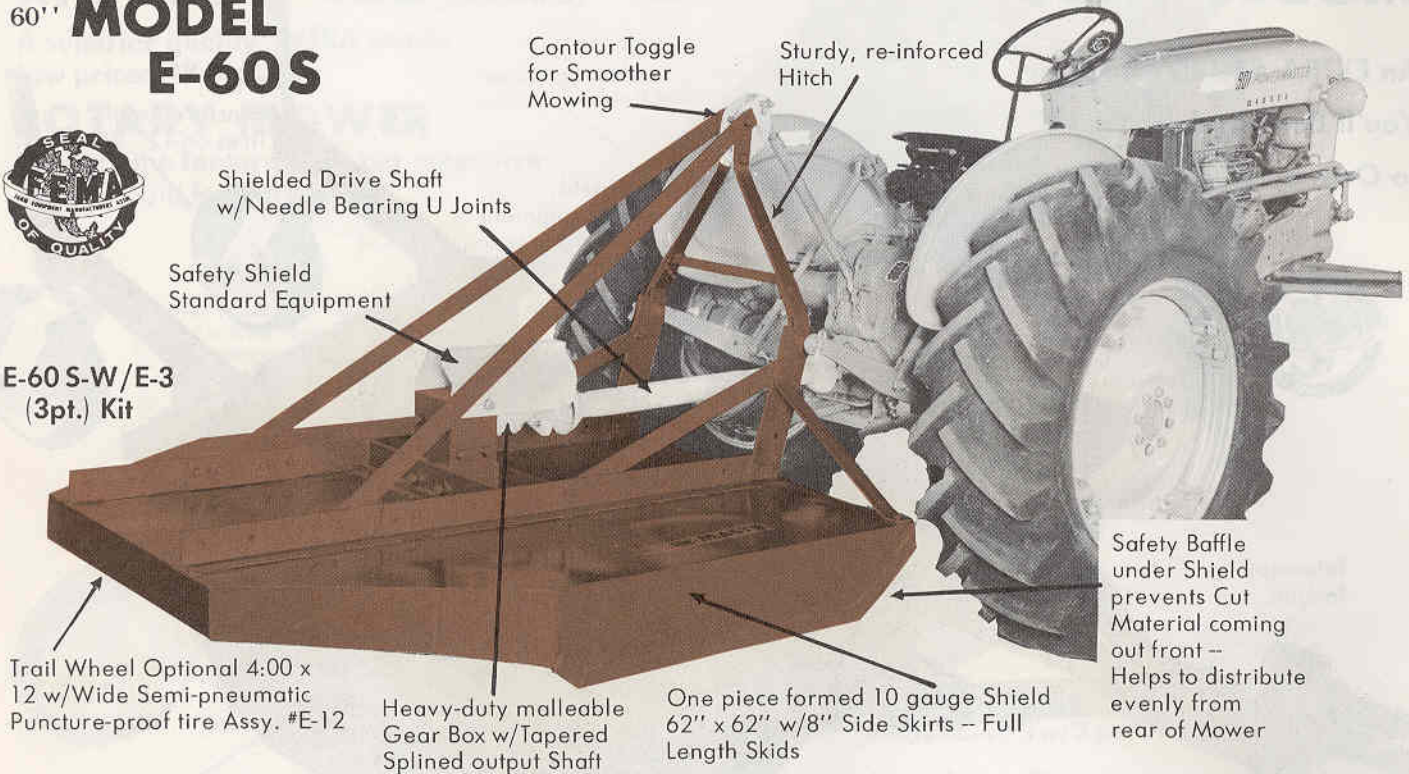
Challenger

The **LOWEST PRICED** heavy duty SUN-MASTR
60 inch ROTARY

60" MODEL E-60S



E-60 S-W/E-3
(3pt.) Kit



Shielded Drive Shaft
w/Needle Bearing U Joints

Safety Shield
Standard Equipment

Contour Toggle
for Smoother
Mowing

Sturdy, re-inforced
Hitch

Trail Wheel Optional 4:00 x
12 w/Wide Semi-pneumatic
Puncture-proof tire Assy. #E-12

Heavy-duty malleable
Gear Box w/Tapered
Splined output Shaft

One piece formed 10 gauge Shield
62" x 62" w/8" Side Skirts - Full
Length Skids

Safety Baffle
under Shield
prevents Cut
Material coming
out front -
Helps to distribute
evenly from
rear of Mower


**Better Design . . . Sturdier Construction . . . Superior Performance . . .
Plus LOWEST PRICE EVER!**

Cuts full 60 inch swath -- 1" to 12"

MOW grass and weeds, CUT and SHRED small brush,
stalks and stubble.

Formed, one piece shield of 10 gauge high grade Steel se-
curely braced. 30 H.P. Gear Box. Forged Alloy (Spring
Steel) heat-treated Blades. Choice double edge or suction.
Mounted for free swinging on H.D. formed Cutter Bar. H.D.
Shielded Drive Shaft with Needle Bearing U Joints and
Shear Pin.


Trail Wheel Optional. 12 inch
w/Wide Semi-pneumatic Punc-
ture-proof tire. Casters full 360
degrees.



Contour Toggle on 3-pt. hitch assures smoother
mowing over rough ground.

**Same basic unit available for 3-pt., Trailer,
Snap Coupler or Fast Hitch. (See Trailer pg 5).**


4 MODELS IN ONE --- EASY TO CONVERT WITH SUN-MASTR KITS



E-60 w/E-3 Kit and Wheel Assembly



E-60 w/E-SC Kit and Wheel Assembly



E-60 w/E-FH Kit and Wheel Assembly

OF THIS, YOU CAN BE SURE ----

When Better Values are Built SUN-MASTR Will Build Them!

Challenger

A MODERN ECONOMY MODEL that challenges comparison
 in the way it's built in the way it performs
 in the way it lasts **AND in its very LOW PRICE!**

60" MODEL E-60S



Hi-Speed 15" Wheels w/Timken Bearings (Less Tires) 14" wheels optional

Reversible Stub Axle – Use Wheels at Sides or rear as desired

Safety Shield Standard Equipment

H.D. Malleable Gear Case w/Tapered Splined output shaft

New Exclusive SUN-MASTR design Height Adj. Jack – Brackets for Hyd. Cylinder included as Standard Equipment

Baffle Plate under Shield keeps cut material from coming out front – helps spread evenly from rear

Sturdy Shielded Drive Shaft w/ Needle Bearing U Joints and Shear Pin

Sturdy Bolt-on Trailer Hitch – easily removed for converting to 3pt. S.C. or F.H.

One piece formed Shield of 10-gauge Steel. 8" side Skirts w/Full length Skids

Height Adj. Clevis


Telescopic Tongue

Here are some of the Reasons Why You'll Like it better than other Low-Priced Mowers:

1. Full 60" Cut. Heights 1" to 12".
2. Full 8" Side Skirts with Full Length Skids.
3. H.D. Malleable Gear Box w/Tapered Splined Output Shaft.
4. H.D. Formed Cutter Bar w/Spring Steel Heat-treated Blades.
5. Heavy Duty Bell-covered Safety Drive Shaft – Standard Equipment.
6. Two Heavy 5" Axle Support Brackets w/Zerk Fittings.
7. Exclusive SUN-MASTR design height adjusting Screw Jack w/Brackets for Hyd. Cylinder. Standard Equipment. No extra charge.
8. Adjustable Wheels – Use at Side or Rear.
9. Special Telescopic Tongue w/Adjustable Clevis to Custom Fit all Tractors.
10. High-speed 14" or 15" Wheels w/Timken Tapered Roller Bearings.
11. Formed Shield of 10-gauge Steel.
12. Safety Baffle Plate under Shield.

The Best All-Purpose, Long-Lasting EXTRA Heavy Formed Cutter Bar

OVERRUNNING CLUTCH MODEL 2056



E-60 w/E-TR Kit and Hi-Speed Wheels w/Puncture-proof Tires – Optional



Splined Hub fits tapered output Shaft of Gear Box



Highest grade Heat treated Formed to give greater mowing capacity

Designed for better protection of Gear Box. Standard on H.D. 60" Models.



Optional Equipment Fits ALL tractors with 1-3/8" PTO. Can be used with any SUN-MASTR heavy duty drive shaft.

For greatest ECONOMY without sacrificing performance depend upon SUN-MASTR

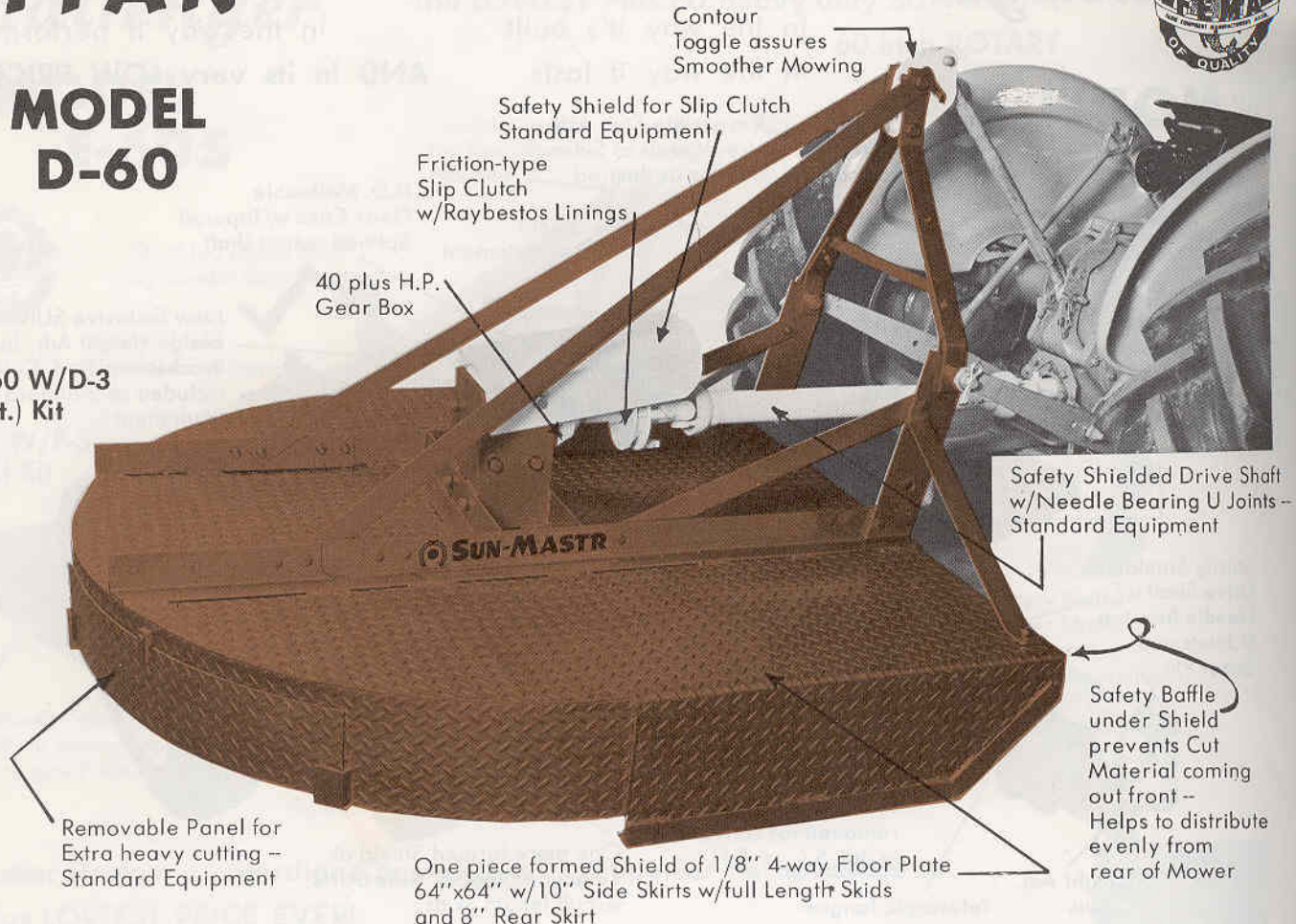
TITAN

for the Man Who wants the **VERY BEST!**



60" MODEL D-60

D-60 W/D-3 (3pt.) Kit



Contour Toggle assures Smoother Mowing

Safety Shield for Slip Clutch Standard Equipment

Friction-type Slip Clutch w/Raybestos Linings

40 plus H.P. Gear Box

Safety Shielded Drive Shaft w/Needle Bearing U Joints - Standard Equipment

Removable Panel for Extra heavy cutting - Standard Equipment

Safety Baffle under Shield prevents Cut Material coming out front - Helps to distribute evenly from rear of Mower

One piece formed Shield of 1/8" 4-way Floor Plate 64"x64" w/10" Side Skirts w/full Length Skids and 8" Rear Skirt

A DELUXE Heavy Duty Model with More Capacity for Tougher Jobs -

Check and Compare its many Important Features

Mows full 60 inch swath. Cutting Heights 1" to 10" higher on Lift. Deep (10") Side Skirts w/Skids each Side. 8" Rear Skirt w/removable panel, standard equipment. No extra charge.

One Piece Sturdily braced formed Shield of 1/8" 4-way Floor Plate. Safety Baffle Plate under Shield.

Full 40 H.P. Gear Box. Blades - Forged Alloy (heat treated Spring Steel) mounted for free swinging on Heavy-duty formed Cutter Bar.

Contour Toggle on 3pt. hitch assures smoother mowing over rough ground.

MOW grass and weeds. SHRED Stalks and Stubble. CUT Brush up to 3" in diameter.

Optional Equipment includes:

Shredding Attachment - Extra formed Cutter Bar and Blades.

Trail Wheel - Hi-Speed with Puncture-proof tire (D16PP) or w/Tire and Tube (D16TT).

Wheels caster full 360 degrees.

Choice of Hitches: 3-point -- Fast Hitch -- Snap Coupler AND TRAILER (Page 7)



D-60 w/D-3 Kit and D16PP Wheel



D-60 w/D-FH Kit and D16PP Wheel



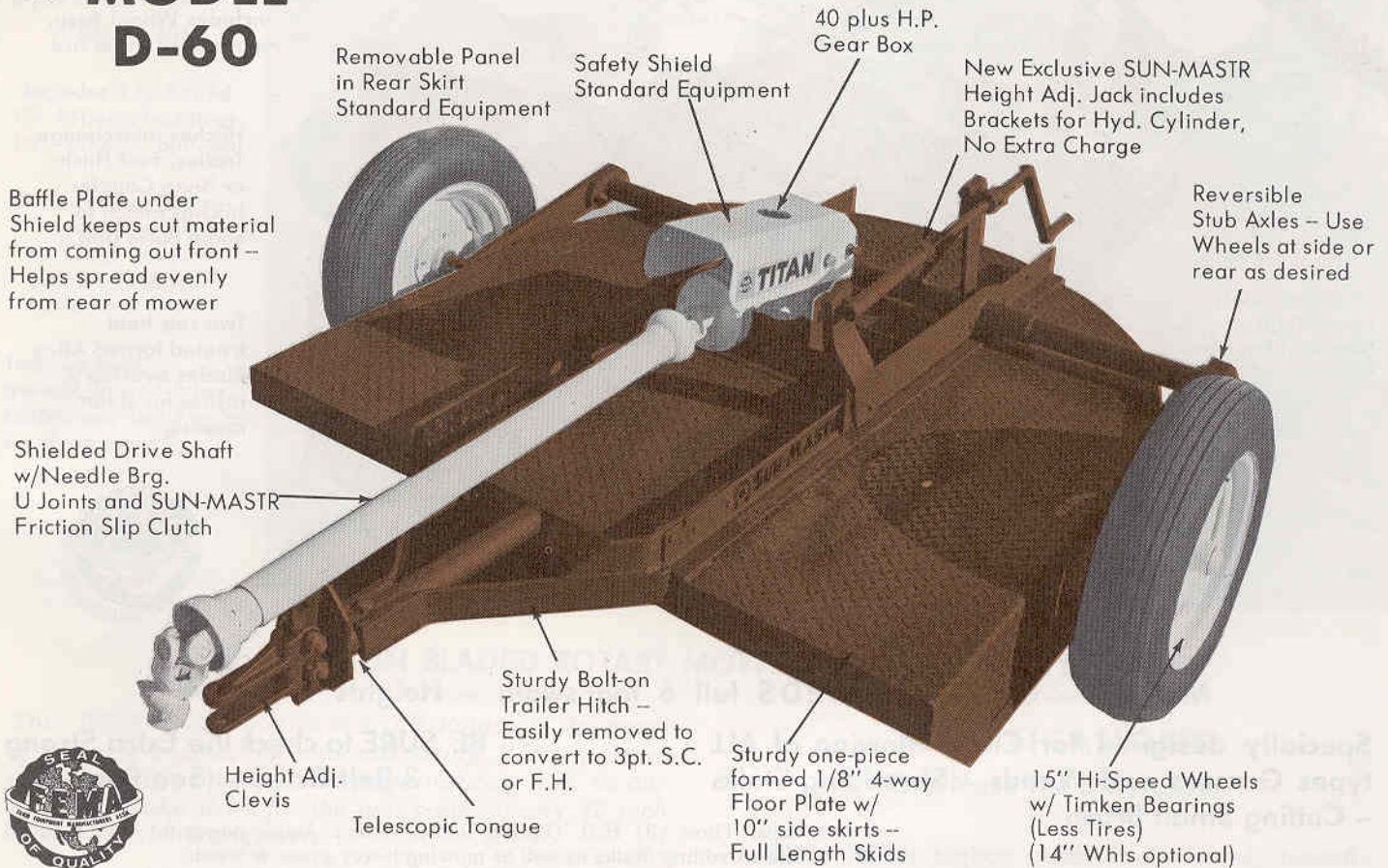
D-60 w/D-SC Kit and D16PP Wheel

There is a SUN-MASTR Mower for EVERY Tractor -- EVERY Mowing - Cutting - Shredding Job

TITAN for the Man Who wants the VERY BEST!

60" MODEL D-60

In every Product there is one acknowledged Leader. In 60 inch Rotary Mowers, the TITAN lays claim to that distinction. It's the one Mower with ALL the desirable features -- Yet, the price is extremely LOW.



A DELUXE 60 inch ROTARY MOWER for Both the Easy grass Mowing Jobs AND tough Weed, Stalk and Brush Cutting and Shredding

Mows Full 60" Swath. Cutting heights 1" to 12". Shield one piece 1/8" Sturdy 4-way Floor Plate with 10" Side Skirts and 8" Rear Skirt w/ Removable Panel for Extra heavy cutting. Standard Equipment. No extra charge.

14" or 15" Hi-Speed Wheels w/Timken Bearings Standard Equipment (4.00 x 8 Hi-Speed Wheels w/Puncture-proof tires optional equipment).

Cuts Brush up to 3" in diameter.

Forged Alloy (Spring Steel) heat treated Blades. Shredding attachment - Extra formed Cutter Bar and Extra Set of Blades optional. Exclusive SUN-MASTR design height adjusting Screw Jack w/Brackets for Hyd. Cylinder.

Full 40 H.P. Gear Box. Shielded Drive Shaft w/Needle Bearing U Joints and Friction-type Slip Clutch w/Raybestos Linings, Standard Equipment.

Bolt-on type Skids available as optional equipment




Reversible Axle -- Standard Use Wheels Side or Rear

SUN-MASTR Exclusive Design Slip Clutch



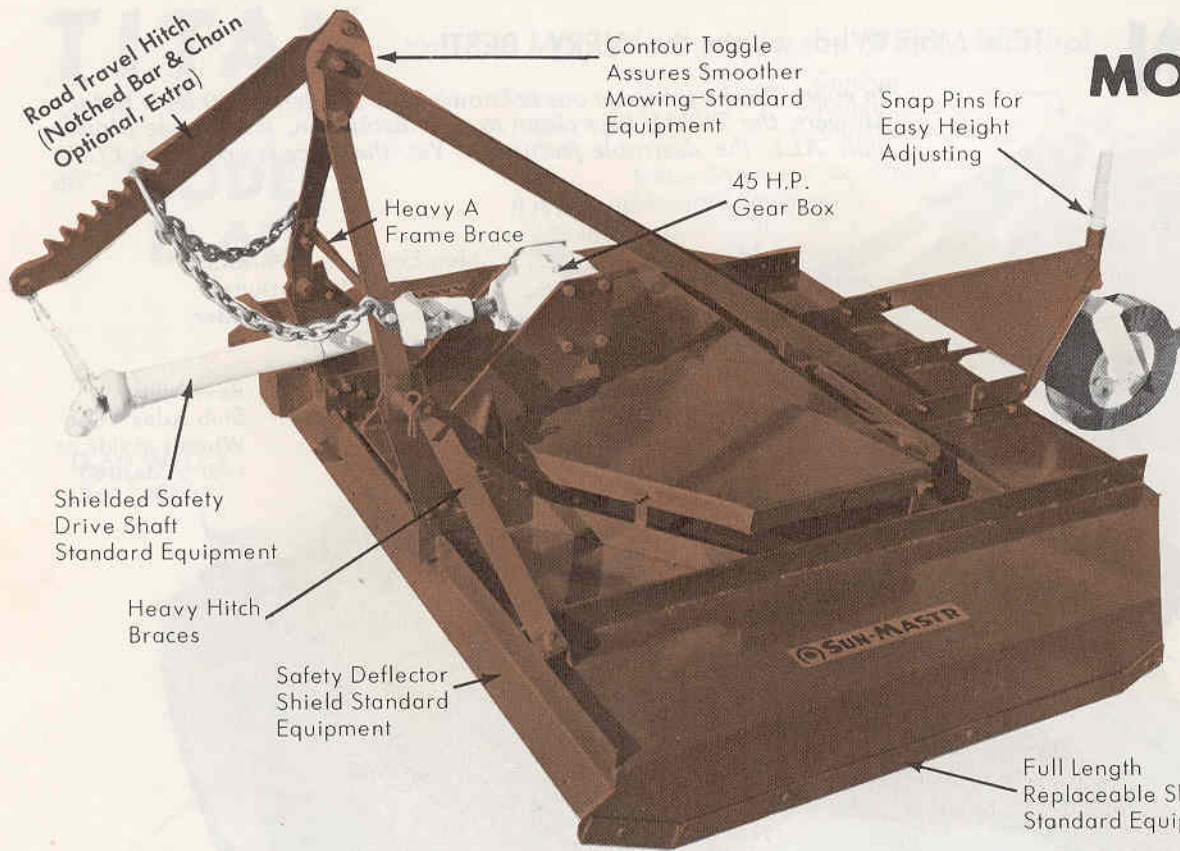
Proved for more than 10 years. Raybestos Facings

Standard Equipment on Models D-60



Hi-Speed Wheels w/Puncture-proof Tires - Optional

When Performance Counts - Depend upon the EXTRA Sturdy SUN-MASTR!



MODEL 72-D

w/ 3-point Hitch
(789 - 3 Kit)
includes Wheel Assy.
w/puncture proof tire

Hitches interchange
Trailer, Fast Hitch
or Snap Coupler
hitches attach to
same Basic Unit

Two sets heat
treated forged Alloy
Blades overlap 2
inches for clean
mowing.



MOWS -- CUTS -- SHREDS full 6 foot swath -- Heights 1" to 14"

Specially designed for Clean Mowing of ALL types Grasses and Weeds -- Shredding Stalks -- Cutting Small Brush

BE SURE to check the Extra Strong 3-Belt Drive -- (See Page 9)

Performs Better Because ---- It's built better!

1. Main Shield highest grade Steel—securely braced—electrically welded.
2. Mows full 72-inch swath—Heights 1" to 14".
3. Two sets overlapping (2") forged Alloy suction Blades mounted for free swinging.
4. Heavy duty, Telescopic, shielded Drive Shaft w/needle Bearing Universal Joints.
5. 45 H.P. Gear Box w/extra strong malleable case.
6. Spindle Housings, machined, malleable. Bolt to 1/2" plate welded to heavy channel frame.
7. Spindles, Extra heavy 1 3/4" machined, non-wrap design.
8. Bearings, Timken Tapered, adjustable.
9. Sheaves, Taper Lock, Cast.

10. Belts: Three (3) H.D. (Spring loaded Idler). Ample power for cutting brush and shredding Stalks as well as mowing heavy grass & weeds.
11. Wheel: Standard w/mounted Models; one 4.00 x 8 Hi-Speed Wheel w/Timken Bearings and laminated puncture-proof tire.
12. Hitches: 3-point Hitch includes contour toggle for smoother mowing over rough ground (Road Travel Hitch optional equipment). Fast Hitch and Snap Coupler hitches custom built.

SUN-MASTR MOWERS ARE PRE-TESTED

Right: A part of the SUN-MASTR Test Farm east of Olathe where all of our equipment is thoroughly tested before being placed on the market. This Test Farm has been used for the past 13 years as a part of our program to perfect and to continually improve SUN-MASTR equipment.



SUN-MASTR Mowers are time tested and proved throughout the USA and Many other Countries

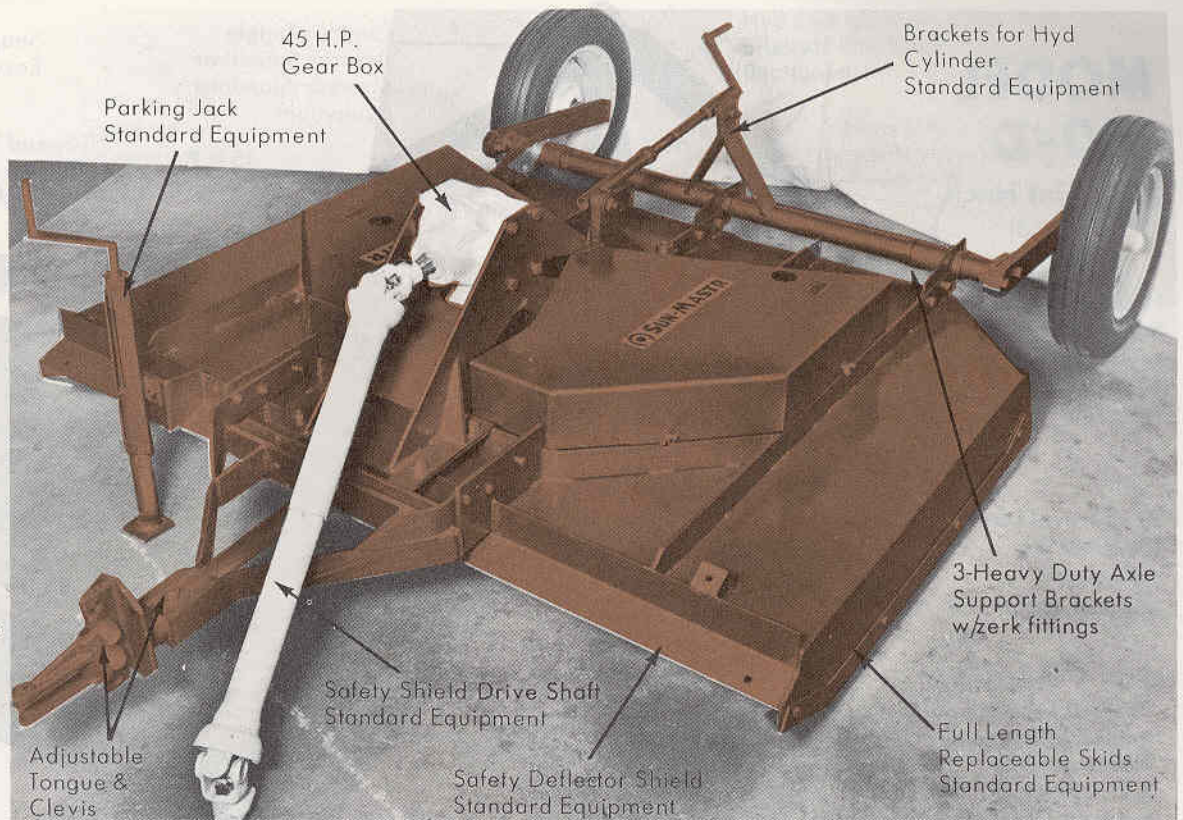
MODEL 72-D

w/Trailer Hitch
(789-TR Kit)

Includes 2 Hi-Speed
15" Wheels less tires
14" Wheels optional

Hitches Interchange
3-point, Fast Hitch
or Snap Coupler
may be used with
same Basic Unit

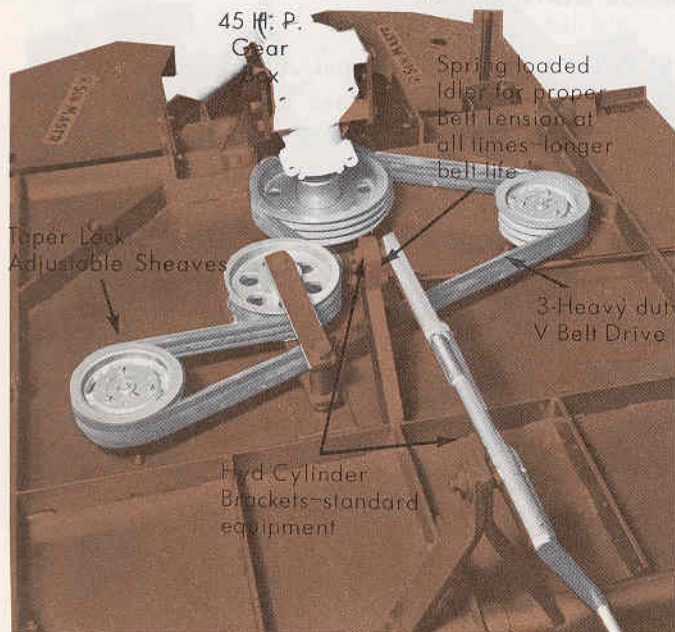
Two sets heat
treated, forged Alloy
Blades overlap 2 inches
for clean mowing.



A 72 Inch TWIN BLADED ROTARY MOWER That Has EVERYTHING!

This NEW 72 inch SUN-MASTR Rotary is the result of years of engineering and field testing. It incorporates proven basic principles and improvements that, in our opinion, make it by far the best value of any 72 inch mower available anywhere.

Special design, Extra Sturdy Belt arrangement shown below used on Basic Model 72-D w/ALL hitches.



SPECIFICATIONS That Make The Difference

1. Main Shield highest grade Steel—securely braced—electrically welded.
2. Mows full 72 inch swath—Heights 1" to 14".
3. Two sets overlapping (2") forged Alloy suction Blades mounted for free swinging.
4. Heavy duty, Telescopic, shielded Drive Shaft w/ needle Bearing Universal Joints.
5. 45 H.P. Gear Box w/extra strong malleable case.
6. Spindle Housings, machined, malleable. Bolt to 1/2" Plate welded to heavy channel frame.
7. Spindles, Extra heavy 1 3/4" machined, non-wrap design.
8. Bearings, Timken Tapered, Adjustable.
9. Sheaves, Taper Lock, Cast.
10. Belts: Three (3) H.D. (Spring loaded Idlers). Ample power for cutting brush and shredding Stalks as well as mowing heavy grass & Weeds.
11. Wheels: Two 15 inch (14" if specified) Hi-Speed Wheels, (less tires) Timken tapered Bearings.
12. Hitches: *Trailer Hitch Kit* also includes Parking jack and exclusive design height adjusting Jack w/brackets for use of Hydraulic cylinder if desired. Also Telescopic tongue and height adjusting clevis to fit any Tractor Draw Bar.

Of this You Can Be Sure -- When Better Mowers are Built, SUN-MASTR Will Build Them!