

Installation Instructions

Part No. 407 114 R1 Windbreaker Top

Listed below are the special parts required for the proper installation. Carefully study the photo diagrams showing the location of each part. Each part has Part No. stamped on it.

2 — CO-95 Bottom Horizontal Piece

2 — CO-97 Uprights

1 — CO-98 Front Bow

1 — CO-99 Back Bow

1 — CO-100 Overhang

1 — CO-101 Brace Between Latches

2 — CO-16 Top Pieces Between Bows




FIGURE 3

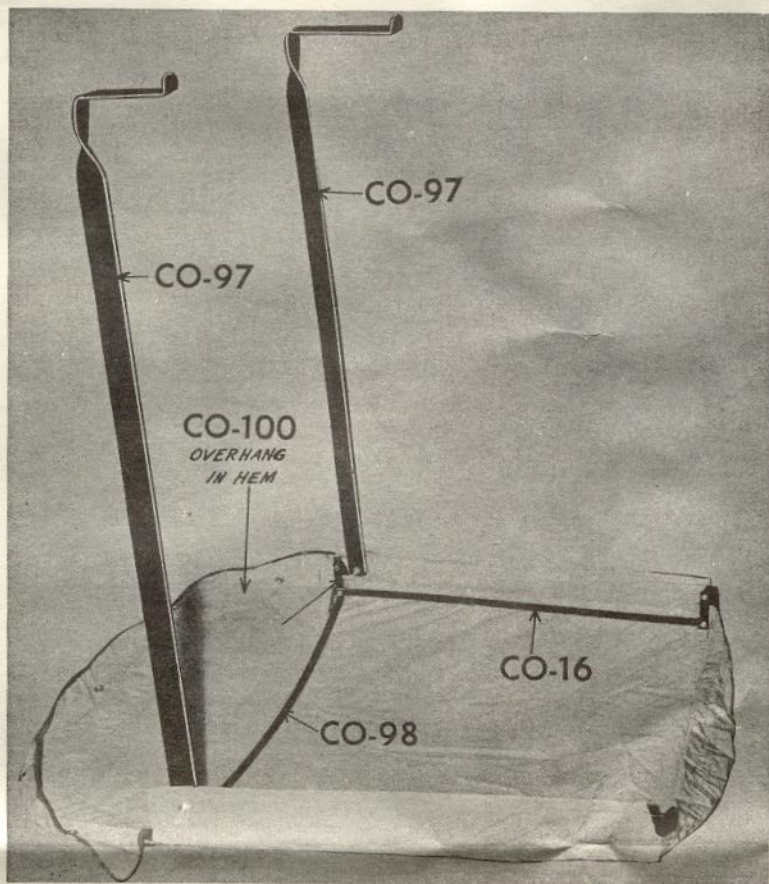


FIGURE 1

1. Bolt CO-101 brace between the door latches on models 70, 71, 100 and 101. Use $5/16''$ x $3/4''$ bolts and nuts. (See Figure 3).
2. Lay cover top down and thread CO-100 over hang frame through hem in back edge of cover. (See Figure 1).
3. Thread CO-98 front bow through pocket at front of cover. (See Figure 1).
4. Thread the CO-95 strips through hems on sides of top. The end with bend goes to front and bend are in. (See Figure 1).
5. Bolt CO-95's to bottom of CO-98 and CO-99 bows using $3/16''$ x $1/2''$ bolts and nuts.
6. Bolt CO-16 strips between CO-95 and CO-98 bows and CO-100 using $3/16''$ x $1/2''$ bolts except where CO-16, CO-99 and CO-100 bolt together. Here use $3/16''$ x $3/4''$ bolts and nuts. (See Figure 1).
7. Bolt CO-97 uprights to CO-95's using $1/4''$ x 1" bolts and nuts.
8. Bolt assembled top to windshield by bolting front ends of CO-95's to windshield using $3/16''$ x $3/4''$ bolts and nuts and bolt bottom of CO-97's to top of latches using $5/16''$ x $3/4''$ bolts and nuts. (See Figure 2).




FIGURE 2



**INTERNATIONAL
PARTS**

INTERNATIONAL HARVESTER COMPANY - CHICAGO, ILL. 60611 - U.S.A. - INT. 1142

Quantity - ONE

Part No. **407 114 R1**

WINDBREAKER Top to fit
INTERNATIONAL CUB CADET
MODELS 70, 71, 100, 101, 102 and 122

#33584

**INTERNATIONAL HARVESTER CO.
ST. PAUL PARTS DEPOT
767 EUSTIS STREET
ST. PAUL, MINNESOTA**

THANK YOU

for your order. We try to maintain the same high standard of quality in every shipment. In this way, we hope to continue to furnish your requirements.

The parts contained in this carton have been triple checked for accuracy. Should there be any shortage or discrepancy, please return this slip together with the details of the shortage or difficulty.

**BOX 480
WATERLOO, IOWA 50704**

Packed by _____
Printed in U.S.A.

#33950